

EN



# *Concorde*

REISEMOBILE AUS LEIDENSCHAFT



## **CENTURION**

TECHNICAL INFORMATION 2021

# THE **MOBILE** DREAM CASTLE

With the new Centurion, the many years of experience and development of the Concorde premium flagship have flowed into a perfect, majestic vehicle. Three different chassis and two versions, as an integrated and a partially-integrated land yacht, unite nearly unsurpassable luxury and comfort on the highest level. The dream of the drivable castle has come true.





# CONTENTS

## **CENTURION DAILY**

4	STANDARD EQUIPMENT
10	TECHNICAL DATA
12	SPECIAL EQUIPMENT

## **CENTURION ATEGO**

18	STANDARD EQUIPMENT
24	TECHNICAL DATA
26	SPECIAL EQUIPMENT

## **CENTURION ACTROS**

32	STANDARD EQUIPMENT
38	TECHNICAL DATA
42	SPECIAL EQUIPMENT



# STANDARD EQUIPMENT

## CENTURION IVECO DAILY 70C

### CHASSIS

Insulated, soundproofed engine compartment cover	•
Turbo diesel engine with rear-wheel drive and twin tyres	•
Electronically regulated common rail direct injection	•
ZF converter automatic transmission	•
Increased payload of front axle 2,900 kg	•
Differential lock for rear axle	•
Traction control system (TCS)	•
Tyres	225 / 75R16
Rear axle tyres with traction pattern (mud and snow label)	•
Disk brakes on the front and rear axle	•
Hydraulic braking system	•
Electronically regulated anti-lock braking system (ABS)	•
Rear axle air suspension with "raising and lowering" function	•
Electric parking brake	•
Electronic stability program (ESP) and hill holder	•
Cruise control	•
Traction Plus with downhill drive assistant	•
12 V / 220 A alternator including 30 A charging converter (for charging the body batteries)	•
Electrical preparation of trailer coupling	•
Fuel tank	120 l
Driver's cab air conditioning	•
Bi-LED front headlights	•
LED daytime running lights	•
Vehicle rear with LED rear lights	•
Self-contained, active dashboard including storage areas	•
Multifunction steering wheel	•
Warning triangle, first aid kit, warning light and wheel chock	•
Breakdown kit (fuse box and two safety vests)	•

### BODY

## CENTURION

Dashboard and dashboard cover in faux leather, bi-colour "Mocca / Vanilla" upholstery	•
Panorama laminated glass windscreen with metal coating, which filters UV rays and reduces sunshine, heated windscreen, with noise-control insulation	•
Windscreen can be heated while driving	•
Side windows in driver's cab with insulation glazing and electrical actuation, tinted, with pleated shade (can be used to shield the sun while driving) and fly screen, thermally separated frame	•
Double-glazed, tinted plastic windows in living room, can be slid open or closed, with pleated shade and fly screen	•
Front bumper as an additional crash element for enhanced passive safety of the occupants	•
Central towing ring integrated into the front bumper and crash element (without additional towing bracket)	•
Insulating blinds for windscreen with electrical actuation, roller blind heater®	•

# STANDARD EQUIPMENT

## BODY

## CENTURION

Highly-stable, durable Solidtherm aluminium laminate design	•
Fully-insulated wall connection technology free from thermal bridges with highly-compacted PU solid profiles	•
Completely insulated driver's cabin	•
Radiator between insulating blinds and windscreen	•
Windscreen heating in drive mode	•
40 mm wall and ceiling thickness, of which 38 mm is closed-cell RTM rigid foam	•
Walls, roof and underside in high-quality aluminium, both inside and out, in sandwich design	•
Smooth outer area, white stove-enamelled	•
Fully accessible roof on either side of the roof lights	•
Aluminium rooftop moulding with rainwater channels for reducing dirt from collecting on the side walls	•
Front made of highly-stable, corrosion-free and non-decomposable glass fibre composite material	•
Double floor with stiffening frame and bus flap storage system made of glass fibre-reinforced plastic, with aluminium hinge strip with rubber cord ®	•
Glass fibre composite rear wall and bumper in sandwich design and roof spoiler	•
Central locking system for sensor-controlled bus flaps with LED feedback in the dashboard	•
Heated double floor, approx. 470 mm high, accessible at side through service flaps	•
Heavy-duty rollers at the rear	•
Composite underbody and intermediate floor with 40 or 30 mm-thick RTM foam, floor insulation a total of 70 mm	•
LED lighting for storage areas in the double floor	•
Rear axle wheelhouse in fully-insulated sandwich design	•
Illuminated rear garage with left and right garage doors and lashing rails	•
Inside illuminated entrance step, heated	•
External electric retractable entrance step with safety switch and lighting	•
King-size "Security Plus" entry door with combination safety lock, remote control via ignition key and key emergency switch, "Interstop" door security	•
Luxury driver's cab suspension seats, air suspension with lumbar support and seat heating covered in leather	•
Large shoe compartment in the entrance area for several shoe pairs (model-dependent)	•
Rear garage floor with rippled aluminium plate cladding	•
Coach style wiper system	•
External coach mirror (long) with wide angle, electric heating, adjustable	•
Front mirror for external coach mirror	•

# STANDARD EQUIPMENT

## LIVING ROOM / BEDROOM AREA

## CENTURION

### Furniture flaps and doors:

- Furniture line in Atlas cedar with sunken pilaster strips in stainless steel look on the front of the furniture	•
Even living room floor from dashboard to the rear bed	•
Wall covering with textile leather in Vanilla	•
Ceiling covering with sound-absorbing mesh structure	•
Soft-walk floor covering in yacht-style	•
Ergonomic seating group, leather upholstery with zippers (body), also with the driver's cab seats including colour-coordinated Concorde collection	•
High-quality sliding curtain	•
Comfort lounge on left side with seatbelt	•
Wardrobe with inside lighting	•
Rear bed with spring base, adjustable headrest and comfortable cold-foam mattress	•
Double-glazed panorama skylight (Heki 3), fly screen and pleated shade in living room <sup>1</sup>	•
Mini-Heki with fly screen and pleated shade in bedroom <sup>1</sup>	•
High-quality living room table	•
TV sideboard	•
Glass cabinets with removable shelves including matching assortment of glasses, with LED lighting	•
Light canopies with LED spotlights and indirect lighting	•
Stable metal handle for climbing assistance	•
3 x 230 V sockets (1 x living room and 2 x bedroom)	•
Front overhead lockers across the entire windscreen	•

## PULL-DOWN BED (OPTIONAL)

Comfortable cold-foam mattress with spring base	•
Mini-Heki with fly screen and pleated shade <sup>1</sup>	•
Curtain to driver's cabin	•

<sup>1</sup>The position of the skylight is determined after taking into account all roof structures.

# STANDARD EQUIPMENT

## KITCHEN

## CENTURION

Kitchen area with splashguard (model-dependent)	•
Mineral kitchen worktop with seamlessly shaped sink with half sink. Stainless steel sink base. Colour: Carrara Bianco	•
Hybrid ceramic stove top with two gas hobs and one induction hob	•
Chrome single-lever mixing tap with extendible faucet	•
177 l refrigerator with AES (12 V / 230 V automatic and manual energy selection / gas), gas oven	•
Shelves with Servo-Soft compartment	•
Integrated cutlery tray	•
Light canopies with LED spotlights and indirect lighting	•
Integrated garbage system in the lower kitchen cabinet	•
2 x 230 V sockets	•
Kitchen apothecary cabinet (model-dependent) for storing kitchen utensils	•
Mini-Heki <sup>1</sup>	•
Plexiglas rear wall illuminated	•

## BATHROOM / TOILET

Washstand panel with seamless sunken sink. Colour: Onyx Bianco	•
Chrome single-lever mixing tap on the washbasin	•
Separate shower with real glass doors including removable clothes rail	•
Shower fittings with wall bar, height-adjustable shower head and rain forest shower	•
Porcelain toilet with roughly 300 l fixed tank	•
Bathroom furnishings: Toilet paper holder and towel hook, toilet brush, liquid soap dispenser and toothbrush glasses	•
Bathroom window	•
Mini-Heki with fly screen and pleated shade <sup>1</sup>	•
Lighting with LED spots	•
Wardrobe with lighting	•
Dressing mirror	•
Spacious mirror cabinet with shelves	•
1 x 230 V socket	•

<sup>1</sup>The position of the skylight is determined after taking into account all roof structures.

# STANDARD EQUIPMENT

## WATER / GAS / HEATING

## CENTURION

Central drainage point for wastewater and septic tank	•
Gas bottle compartment for 2 x 11 kg gas bottles	•
Gas controller with crash sensor and automatic bottle changeover	•
Household siphons	•
Fresh water tank approx. 400 l and wastewater tank approx. 300 l	•
Easy wastewater tank cleaning with drain tap in the heated double floor	•
Flush connection with plug system for convenient cleaning of the septic tank	•
Wastewater drain hose with quick-lock coupling	•
Automatic central pressure water pump with filter system	•
5500 W Alde hot water gas central heater, with thermostatic control and timer, 230 V / 3000 W electrical heating cartridge, non-return valve with integrated hot water boiler for supplying all tapping points	•
2-zone underfloor heating, can be regulated separately (living room, bathroom)	•
Towel radiator in bathroom	•
Engine heat exchanger that uses the engine's coolant to heat the living room	•

## ELECTRONICS / TV / RADIO

24 V 200 Ah lithium battery	•
Battery monitoring system with deep discharge protection	•
230 V CEE connection in the storage area with cable routing through vehicle floor	•
FI personal protection device	•
Automatic charger with electronic control and battery temperature sensor, maximum charge current 50 A	•
Combination charger 100 A and sinus inverter from 24 V to 230 V, 7000 W peak and 3500 W continuous power with mains power compensator	•
Disconnection of on-board electrical system by undervoltage with automatic restarting function	•
1 x 230 V socket on the electrical board in the intermediate floor	•
Double DIN radio with CD / DVD, DAB+, MP3 and USB connection	•
3-way speaker system	•
LED lighting in interior	•
Service friendly access to on-board electrical system with perforated plate covering in rear garage	•
Automatic refrigerator switchover when the engine is not running from 12 V to gas / 230 V (with land connection)	•
Automatic charging of body and vehicle battery, charge retention in the event of external power connection and while travelling	•
Circuit breaker for body batteries	•
Automatic separation and connection of body and vehicle battery	•
LED lighting for rear garage	•



# STANDARD EQUIPMENT

## ON-BOARD ELECTRONICS

CENTURION

State-of-the-art micro-processor-controlled on-board electrical system with CANBUS technology

•

Central regulation and control panel with 7" colour touch screen display

•

### Buttons for switching on and off the following devices:

- Panel

•

- Lighting

•

- Water pump

•

- Heater

•

- Operation via touch screen

•

### LCD display field for monitoring:

- Fresh water tank (fill level in %)

•

- Wastewater tank (fill level in %)

•

- Septic tank (fill level in %)

•

- Battery voltage of the vehicle and body battery

•

- Charging and discharging current

•

- Indoor and outdoor temperature

•

- External current supply

•

- Gas fill level (only in combination with gas tank)

•

- Date and time

•

### Alarm equipment for:

- Wastewater tank full

•

- Fresh water tank empty

•

- Septic tank full

•

- Battery undervoltage

•

- Reserve gas bottle in use

•

- Extended entrance step

•

### Battery computer:

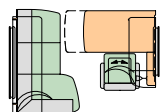
- Body battery capacity indicator

•

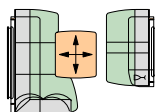
- Charging and discharging current

•

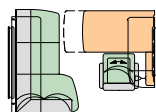
# TECHNICAL DATA



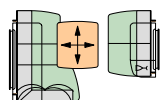
Bar version (910 LI)



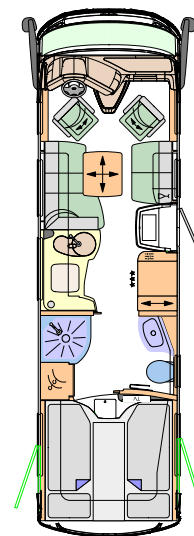
CL-Lounge (910 LI)



Bar version with  
CL-Lounge (910 LI)

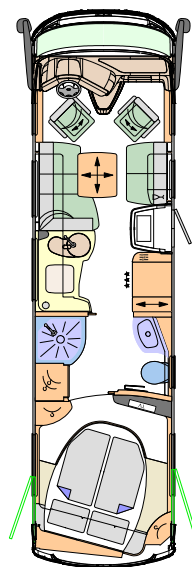
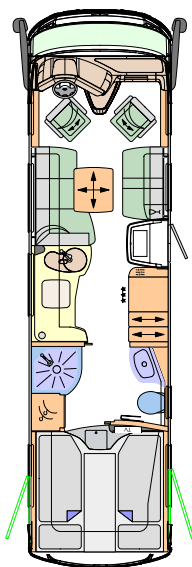


CL-Lounge  
(860 LI and 910 MI)



## CENTURION 860 LI

<b>BASIC VEHICLE</b>	Iveco Daily
<b>CHASSIS TYPE</b>	70C21
<b>ENGINE</b>	4-cylinder
<b>ENGINE CAPACITY</b>	3.0 l
<b>OUTPUT</b>	154 kW (210 hp)
<b>TORQUE</b>	470 Nm
<b>OVERALL LENGTH (mm)</b>	8770
<b>OVERALL WIDTH (mm)</b>	2430
<b>OVERALL HEIGHT (mm)</b>	3540
<b>WHEEL BASE (mm)</b>	4750
<b>GROSS VEHICLE WEIGHT RATIO (kg)</b>	7490
<b>MASS IN RUNNING ORDER (kg)</b>	5710
<b>PAYLOAD (kg)</b>	1780
<b>TRAILER LOAD BRAKED (kg)</b>	3500
<b>SEATS WITH THREE-POINT SEATBELT</b>	3
<b>REAR BED (mm)</b>	2 x 2000 / 1060
<b>PULL-DOWN BED DIMENSIONS (optional, mm)</b>	1980 / 1300
<b>HEIGHT ABOVE PULL-DOWN BED</b>	900
<b>RIGHT GARAGE DOOR, H / W (mm)</b>	1250 / 1150
<b>LEFT GARAGE DOOR, H / W (mm)</b>	1250 / 1035



## CENTURION 910 LI

Iveco Daily	Iveco Daily
70C21	70C21
4-cylinder	4-cylinder
3.0 l	3.0 l
154 kW (210 hp)	154 kW (210 hp)
470 Nm	470 Nm
9270	9270
2430	2430
3540	3540
4900	4900
7490	7490
5870	5870
1620	1620
3500	3500
3	3
2 x 2000 / 1060	2000 / 1600
1980 / 1300	1980 / 1300
900	900
1250 / 1150	1250 / 1150
1250 / 1035	1250 / 1035

## CENTURION 910 MI

# SPECIAL CHASSIS EQUIPMENT

PART NO.	IVECO DAILY CHASSIS	ADDITIONAL WEIGHT IN KG
21-042-WA-3	<b>Comfort and safety package</b> - Adaptive cruise control (ACC) with traffic function - AEBS emergency brake assistant with City-Brake pro - Active lane departure warning system with buzzer - Rain/light sensor	20
21-052-WA	Active tyre pressure monitoring system (not in combination with part no. 21-151-W0)	2
21-021-WA	Telma retarder (only in combination with part no. 21-149-WA)	124
21-131-WA-1	Trailer coupling with max. 3,000 trailer load (can only be delivered if mounted at the factory)	29
21-131-WA-2	Trailer coupling with removable ball head (trailer load max. 2,500 kg) (can only be delivered if mounted at the factory)	33
21-140-WA	<b>Concorde front and rear axle package</b> Front and rear axle air suspension, 4-channel + system with "auto level" function, adapted rolling piston for the air bellows Chassis-optimised shock absorbers at the front and rear (only in combination with part no. 21-141-WA-1 or 21-141-WA-2)	56
21-140-WA-1	<b>Concorde ActiveAir chassis package</b> ActiveAir (electronic chassis stabilisation) Front and rear axle air suspension, 4-channel + system with "auto level" function, adapted rolling piston for the air bellows Chassis-optimised shock absorbers at the front and rear (only in combination with part no. 21-141-WA-1 or 21-141-WA-2)	68
21-152-WA	Hydraulic supporting jacks system with automatic levelling	100
21-053-WA	Spare wheel with steel rim under the lowered rear of the rear garage	55
21-142-WA	Stainless steel hubcaps	5
21-143-WA	Wheel spacing on the rear axle 67 mm (mounted between the two wheels)	8
21-141-WA-1	16" anthracite / glossy silver light alloy wheels, front axle with wheel spacers and aluminium hubcaps on the rear axle	-4
21-141-WA-2	16" black / matt silver light alloy wheels, front axle with wheel spacers and aluminium hubcaps on the rear axle	-4
21-311-WA-2	Concorde multifunctional leather steering wheel, removable	2
21-380-WA	Luxury driver's cabin suspension seats with air conditioning function and seat heating (only in combination with leather upholstery)	5
21-164-WA	Dual-tone compressed air horn	3
21-910-WA	Commitment fee including filled series fuel tank and Adblue tank	0

# SPECIAL EQUIPMENT BODY

PART NO.	BODY	ADDITIONAL WEIGHT IN KG
21-218-WA-1	Side wall planking in glossy black aluminium Dibond and C-brace around the driver's cab side windows	62
21-481-W0	Additional lashing rail in garage at the height of living room floor	3
21-481-W0-2	Lashing system with airline rails and 4 lashing rings embedded in rear garage floor	4
21-232-W0	6.0 m roof awning integrated into the roof profile, electric	76
21-535-W0	<b>LED roof lighting</b> - Driver's and passenger's side can be switched and dimmed separately, switching function on the door and dashboard - Rear, switching function on dashboard	3
21-250-W0	Electrically heatable windscreen (in stationary mode)	2

## LIVING ROOM / BEDROOM AREA

21-330-W0-1	"Privacy" front privacy blinds (variable visual protection from top to bottom)	4
21-260-W0	Pull-down bed with electrical actuation, spring base, instead of front overhead lockers	72
21-722-W0	Blinds in living room with wood look	5
21-682-W0-1	Comfort lounge and 2 seatbelt spots (4-person approval)	24
21-681-W0	Bar version with adjustable individual seat (4-person approval) (910 LI)	66
21-682-W0-2	3 x comfort seat (2 x side couch (passenger's side), 1 x comfort lounge (driver's side) (3-person approval) (not in combination with bar version)	30
21-689-W0-1	Extendible table	4
21-689-W0-3	Pull-out and lowerable table with table upholstery cover (not in combination with bar version)	10
21-689-W0-4	Central table base with tabletop adjustable by foot pedal (only in combination with series table)	0
21-231-W0-1	Midi-Heki instead of Mini-Heki (living room)	6
21-231-W0-2	Panorama skylight (Heki 3) instead of Mini-Heki (bedroom)	19

<sup>1</sup>The position of the skylight is determined after taking into account all roof structures.



# SPECIAL EQUIPMENT BODY

PART NO.	KITCHEN	ADDITIONAL WEIGHT IN KG
21-630-W0-1	177 l refrigerator / microwave combination instead of standard refrigerator combination	0
21-630-W0-2	177 l compressor refrigerator and stainless steel microwave with grill function, 17 l cooking area instead of standard refrigerator combination	28
21-231-W0-3	Roof ventilator with ventilation and aeration	4
21-631-W0-1	Stainless steel microwave with grill function in lower kitchen cupboard, 17 l cooking area (not in combination with dishwasher)	22
21-632-W0	Dishwasher in lower kitchen cupboard (not in combination with part no. 21-631-W0-1)	25
21-622-W0	Edge strip on kitchen worktop in glossy black Senosan	1
21-622-W0-1	Gas Ceran hob, 3-flame with automatic ignition	2


## ELECTRONICS

21-511-W0-1	<b>Lithium L electronic power package</b> 2 x 24 V lithium battery / 10,000 Wh (400 Ah) rated output, 100 A charging/ inverter combination, from 24 V to 230 V, 7000 W peak and 3500 W continuous power with mains power compensator	65
21-511-W0-2	<b>Lithium XL electronic power package</b> 3 x 24 V lithium battery / 15,000 Wh (600 Ah) rated output, 100 A charging/ inverter combination, from 24 V to 230 V, 7000 W peak and 3500 W continuous power with mains power compensator	130
21-511-W0-3	<b>Lithium XXL electronic power package</b> 4 x 24 V lithium battery / 20,000 Wh (800 Ah) rated output, 100 A charging/ inverter combination, from 24 V to 230 V, 7000 W peak and 3500 W continuous output with mains power compensator	195
21-511-W0-4	<b>Charging current package for body batteries</b> 60 A charging converter at 24 V The optional air conditioning for living room can be used whilst driving, power supply through the inverter. Switch-off of air conditioning through inverter when battery capacity reaches 5 % (only in combination with part no. 21-511-W0-1, 21-511-W0-2 or 21-511-W0-3)	6
21-581-W0	Alarm system with surveillance of the garage doors / flaps and the living room door	3
21-561-W0	Birdview, 4-camera panoramic vision system with 7" monitor	4
21-570-W0-1	HighPower solar panels with approx. 240 W maximum power (charge controller with the latest MPPT technology)	20
21-570-W0-2	HighPower solar panels with approx. 480 W maximum power (charge controller with the latest MPPT technology)	40
21-150-W0	2600 W gas generator, permanently installed (only in combination with gas tank)	70
21-560-W0	Double reverse camera with shutter (picture via standard radio)	4

<sup>1</sup>The position of the skylight is determined after taking into account all roof structures.

# SPECIAL EQUIPMENT BODY

PART NO.	TV / RADIO / PHONE	ADDITIONAL WEIGHT IN KG
21-550-W0-1	<b>Satellite TV system with 32" Full HD LED Smart TV in right media cabinet, electrically lowerable</b> Satellite TV system with 85 cm mirror, fully automatic alignment, multiple-subscriber configuration by means of TWIN-LNB, connection for second receiver with 24 V and antenna socket in bedroom, audio supplied via radio system (total vehicle height plus approx. 120 mm)	50
21-550-W0-6	<b>Satellite TV system with 32" Full HD LED Smart TV in left roof cabinet, electrically lowerable</b> Satellite TV system with 85 cm mirror, fully automatic alignment, multiple-subscriber configuration by means of TWIN-LNB, connection for second receiver with 24 V and antenna socket in bedroom, audio supplied via radio system (total vehicle height plus approx. 120 mm)	50
21-550-W0-5	<b>Satellite TV system with 32" Full HD LED Smart TV in roof cabinet above the windscreen</b> Satellite TV system with 85 cm mirror, fully automatic alignment, multiple-subscriber configuration by means of TWIN-LNB, connection for second receiver with 24 V and antenna socket in bedroom, audio supplied via radio system (total vehicle height plus approx. 120 mm)	50
21-551-W0	DVB-T2 exterior antenna for receiving terrestrial television (for 2 TV devices)	2
21-552-W0	Full HD 32" LED Smart TV for rear sleeping compartment with integrated TV tuner (only 910 MI)	15
21-552-W0-1	Full HD 32" LED Smart TV for rear sleeping compartment with integrated TV tuner including high-end TV sound system (2 x 2-way speakers, crossover unit calibrated for vehicle acoustics and 4-channel amplifier) (only 860 LI, 910 LI)	30
21-557-W0	LTE WLAN router for amplifying external WLAN signals and Internet TV streaming	1
21-555-W0-1	Navigation system (with truck software and 9" touch-screen, integrated radio with DAB+, MP3 playback and hands-free device for telephone with Bluetooth)	4



Solar panels with up to 800 W possible. HighPower solar panels require less space than standard solar panels and have higher output. Thanks to charge controllers with the latest MPPT charging technology (Maximum Power Point Tracking), your batteries charge up to 30 % faster than with standard solar panels.

# SPECIAL EQUIPMENT BODY

PART NO.	TV / RADIO / PHONE	ADDITIONAL WEIGHT IN KG
21-556-W0-1	High-end sound system calibrated for vehicle acoustics and for the specific vehicle. Consisting of: - 3-way "driver's cab" sound system (2 x soft dome tweeters, 2 x midrange drivers, 2 x low midrange drivers) - 2-way living room system (2 x soft dome tweeters, 2 x midrange drivers) - Rear system (2 x cone midrange drivers) - Bass reflex subwoofer - High-power, 7-channel DSP amplifier	25
21-556-W0-2	High-end, 3-way TV sound system in rear sleeping compartment (2 x soft dome tweeters, 2 x midrange drivers, 2 x low midrange drivers, digital 5-channel DSP amplifier and digital sound processor for sound optimisation, LED flat screen) (only 910 MI)	20
21-521-W0	Socket combination, 230 V / 24 V / antenna, in double floor with floor routing, position: In external storage compartment, right side in the direction of travel (for optional external TV connection) (sat output)	1

## WATER / GAS / HEATING / BATHROOM

21-424-W0	External shower in the garage (driver's side)	2
21-617-W0	SOG comfort toilet ventilation with activated carbon filter for fixed tank (extraction at toilet bowl)	1
21-582-W0	Gas alarm for monitoring the living room (carbon monoxide, propane, butane, paralysing gas, KO gas)	2
21-443-W0	External gas socket on the passenger's side (BBQ point)	1
21-151-W0	Gas tank 120 l - gas prefilter, secondary gas filling point, crash sensor and fill level indicator in the control panel display, including skirting flap (including gas tank filling) (not in combination with part no. 21-052-WA)	114
21-575-W0-1	2200 W roof air conditioning for the living room (total vehicle height plus 130 mm)	34
21-575-W0-2	1700 W roof air conditioning for the bedroom instead of Mini-Heki (total vehicle height plus 130 mm)	34
21-418-W0	6 l Alde-Flow additional hot water boiler	8
21-153-W0-2	<b>Sensotherm cockpit heating</b> The heating circuit of the Iveco Daily is integrated into the Centurion heating system. The vehicle blower keeps the windscreen free of condensate even when it is parked.	5
21-153-W0-1	Hybrid heating system (5.2 kW Webasto diesel heater coupled with Alde hot water heater)	10

# SPECIAL EQUIPMENT BODY

PART NO.	UPHOLSTERY FABRIC / LEATHER / CARPET		ADDITIONAL WEIGHT IN KG
21-700-W0-1	"Mother of Pearl" leather upholstery including colour-coordinated Concorde collection	Series	0
21-700-W0-2	"Cream-beige" leather upholstery including colour-coordinated Concorde collection	Series	0
21-700-W0-3	"Coco" leather upholstery including colour-coordinated Concorde collection	Series	0
21-700-W0-4	"Savannah" leather upholstery including colour-coordinated Concorde collection	Series	0
21-700-W0-5	"Stone beige" nappa leather upholstery including colour-coordinated Concorde collection		2
21-700-W0-6	"Mango" nappa leather upholstery including colour-coordinated Concorde collection		2
21-700-W0-7	"Seta" nappa leather upholstery including colour-coordinated Concorde collection		2
21-730-W0-1	Removable living room carpet (deep-pile). Colour: Creme		10
21-730-W0-2	Living room carpet (deep-pile), 3-piece runner rug, linked and removable. Colour: Creme		6

Concorde uses only the highest-quality fabrics and leather with a special dirt-repellent coating.

The mass in running order contains: The dry weight of the standard equipment including the driver (75 kg), filled fuel tank, 100 l of fresh water, 1 x filled 11 kg steel gas bottle, vehicle tool kit. The empty weight and dimensions can change if special equipment and accessories are installed. All dimension and weight specifications correspond to the state of knowledge at the time of printing. Deviations of +/- 5 % are possible and permissible.

# STANDARD EQUIPMENT

## CENTURION ATEGO

### CHASSIS

Insulated, soundproofed engine compartment cover	•
6 cylinder turbo diesel motor Euro VI with rear-wheel drive and twin tyres	•
Automated 8-gear transmission	•
Differential lock for rear axle	•
Traction control system (TCS)	•
Full air suspension with "raising and lowering" function	•
Tyres	285 / 70R19.5
Rear axle tyres with traction pattern (mud and snow label)	•
Disk brakes on the front and rear axle	•
Dual circuit air brakes	•
Electronically regulated anti-lock braking system (ABS)	•
Electronic stability program (ESP)	•
High performance engine brake	•
Active Brake Assist (emergency brake assistant) with lane assistant	•
Lane departure warning system with buzzer	•
Cruise control	•
28 V / 150 A alternator including 2 x 50 A charging converter (for charging the body batteries)	•
Fuel tank	180 l
Driver's cab air conditioning	•
Daytime running lights	•
Xenon headlights with headlight cleaning system	•
Multifunction steering wheel	•
Height and tilt of steering wheel adjustable	•
Self-contained, active dashboard including storage areas	•
Warning triangle, first aid kit, warning light and wheel chock	•
Breakdown kit (fuse box and two safety vests)	•
Stainless steel hubcaps	•



# STANDARD EQUIPMENT

## CENTURION ATEGO

### BODY

Dashboard and dashboard cover in faux leather, bi-colour "Mocca / Vanilla" upholstery	•
Panorama laminated glass windscreen with metal coating, which filters UV rays and reduces sunshine, and noise-control insulation	•
Windscreen can be heated while driving	•
Double-glazed, smoky tinted plastic windows in living room, can be slid open or closed, with pleated shade and fly screen	•
Highly-stable, durable Solidtherm aluminium laminate design	•
Fully-insulated wall connection technology free from thermal bridges with highly-compacted PU solid profiles	•
40 mm wall thickness, of which 38 mm is closed-cell RTM rigid foam	•
Walls, roof and underside in high-quality aluminium, both inside and out, in sandwich design	•
Smooth outer area, white stove-enamelled	•
Fully accessible roof on either side of the roof lights	•
Aluminium rooftop moulding	•
Glass fibre rear wall in sandwich design with PU foam core and roof spoiler	•
Heated double floor, approx. 420 mm high, accessible at side through outer flaps	•
Heavy-duty rollers at the rear	•
Composite underbody and intermediate floor with 40 or 30 mm-thick RTM foam, floor insulation a total of 70 mm	•
Rear axle wheelhouse in fully-insulated sandwich design	•
Illuminated rear garage with left and right garage doors and lashing rails	•
Inside illuminated entrance step, heated	•
External electric retractable entrance step with safety switch and lighting	•
Entry door with window	•
"Security Plus" entry door with combination safety lock, remote control and key emergency switch, "Interstop" door security	•
Fly screen for entry door	•
Rear garage floor with rippled aluminium plate cladding	•
Illuminated rear garage, with vehicle ramps, winch, lashing rails and rear garage door	•
Rear garage door with Concorde "lift-up" system® with hydraulic drive for opening and closing the rear flap	•
Hydraulic rear flap opening with app control for rear flap, winch and garage lighting	•
Double floor with stiffening frame and bus flap storage system made of glass fibre-reinforced plastic, with aluminium hinge strip with rubber cord®	•
Luxury driver's cab suspension seats, air suspension with lumbar supports and seat heating	•
Coach style wiper system	•
External coach mirror with wide angle, electric heating, adjustable	•
Front mirror for external coach mirror	•
Side wall planking in glossy black aluminium Dibond	•

# STANDARD EQUIPMENT

## CENTURION ATEGO

### LIVING ROOM / BEDROOM AREA

#### Furniture flaps and doors:

- Furniture line in Atlas cedar with sunken pilaster strips in stainless steel look on the front of the furniture	•
Wall covering with textile leather in Vanilla	•
Ceiling covering with sound-absorbing mesh structure	•
Soft-walk floor covering in yacht-style	•
Ergonomic comfort lounge with a pull-out comfort seat on the driver's side and two pull-out comfort seats on the passenger's side, leather upholstery with zippers (body), also with the driver's cab seats including colour-coordinated Concorde collection	•
High-quality sliding curtains	•
Roomy wardrobe with LED lighting	•
Rear bed with spring base, adjustable headrest and comfortable cold-foam mattress	•
Double-glazed panorama skylight (Heki 3) with lighting in living room, fly screen and pleated shade <sup>1</sup>	•
Mini-Heki with fly screen and pleated shade in bedroom <sup>1</sup>	•
High-quality living room table	•
TV media wall (bedroom)	•
Entry cabinet with removable shelves including matching assortment of glasses, with LED lighting	•
Light canopies with LED spotlights and indirect lighting with a high-quality faux leather covering	•
Stable metal handle for climbing assistance	•
3 x 230 V sockets (1 x living room and 2 x bedroom)	•

### PULL-DOWN BED (OPTIONAL)

Comfortable cold-foam mattress with spring base	•
Mini-Heki with fly screen and pleated shade <sup>1</sup>	•
Curtain to driver's cabin	•

<sup>1</sup>The position of the skylight is determined after taking into account all roof structures.

# STANDARD EQUIPMENT

## CENTURION ATEGO

### KITCHEN

Kitchen area with splashguard	•
Mineral kitchen worktop with seamlessly shaped sink with half sink. Stainless steel sink base.	•
Colour: Carrara Bianco	•
Hybrid ceramic stove top with two gas hobs and one induction hob	•
Chrome single-lever mixing tap	•
177 l refrigerator with AES (12 V / 230 V automatic and manual energy selection / gas), gas oven	•
Shelves with Servo-Soft compartment	•
Integrated cutlery tray	•
LED light strip under the wall cupboards	•
Integrated garbage system in the lower kitchen cabinet	•
2 x 230 V sockets	•
Exclusive kitchen corner cabinet, lowerable	•
Plexiglas rear wall illuminated	•

### BATHROOM / TOILET

High-quality design chrome single-lever mixing tap on washbasin in household quality	•
Mineral composite washstand panel with seamless sunken sink, colour: Onyx Bianco	•
Separate shower with real glass doors including removable clothes rail	•
Shower fittings with wall bar, height-adjustable shower head and rain forest shower	•
Porcelain toilet with roughly 300 l fixed tank	•
Bathroom furnishings with toilet paper holder, toilet brush, liquid soap dispenser, towel hook and holder, toothbrush glasses	•
Bathroom window	•
Mini-Heki with fly screen and pleated shade <sup>1</sup>	•
Lighting with LED spots	•
Wardrobe with lighting	•
Dressing mirror	•
Spacious mirror cabinet with shelves	•
1 x 230 V socket	•

<sup>1</sup>The position of the skylight is determined after taking into account all roof structures.

# STANDARD EQUIPMENT

## CENTURION ATEGO

### WATER / GAS / HEATING

Gas bottle compartment for 2 x 11 kg gas bottles	•
Gas controller with crash sensor and automatic bottle changeover	•
Household siphons	•
Fresh water tank approx. 400 l and wastewater tank approx. 300 l located in heated double floor	•
Easy wastewater tank cleaning with drain tap in the heated double floor	•
Wastewater drain hose with quick-lock coupling	•
Automatic central pressure water pump with filter system	•
5500 W Alde hot water gas central heater, with thermostatic control and timer, 230 V / 3000 W electrical heating cartridge, non-return valve with integrated hot water boiler for supplying all tapping points	•
Bedroom area / garage heating circuit can be thermally regulated	•
2-zone underfloor heating, can be regulated separately	•
2-zone room heater, can be regulated separately (1 x living room and bathroom, 1 x bedroom area)	•
Towel radiator in bathroom	•
Engine heat exchanger that uses the engine's coolant to heat the living room	•

### ELECTRONICS / TV / RADIO

24 V 200 Ah lithium battery	•
Battery monitoring system with deep discharge protection	•
230 V CEE connection in the storage area with cable routing through vehicle floor	•
FI personal protection device	•
Combination charger "Masskombi" 100 A and sinus inverter from 24 V to 230 V, 7000 W peak and 3500 W continuous power, with electronic control and mains power compensator	•
Disconnection of on-board electrical system by undervoltage with automatic restarting function	•
1 x 230 V socket on the electrical board in the intermediate floor	•
LED lighting in interior	•
Service friendly access to on-board electrical system with perforated plate covering in rear garage	•
Automatic refrigerator switchover when the engine is not running from 24 V to gas / 230 V (with land connection)	•
Automatic charging of body and vehicle battery, charge retention in the event of external power connection and while travelling	•
Circuit breaker for body battery	•
Automatic separation and connection of body and vehicle battery	•
LED lighting for rear garage	•
Double DIN radio with CD/DVD, DAB+ and MP3 and USB connection, 2-way speaker system	•

# STANDARD EQUIPMENT

## ON-BOARD ELECTRONICS

### CENTURION ATEGO

State-of-the-art micro-processor-controlled on-board electrical system with CANBUS technology

•

Central regulation and control panel with 7" colour touch screen display

•

#### Buttons for switching on and off the following devices:

- Panel

•

- Lighting

•

- Water pump

•

- Heater

•

- Operation via touch screen

•

#### LCD display field for monitoring:

- Fresh water tank (fill level in %)

•

- Wastewater tank (fill level in %)

•

- Septic tank (fill level in %)

•

- Battery voltage of the vehicle and body battery

•

- Indoor and outdoor temperature

•

- External current supply

•

- Gas fill level (only in combination with gas tank)

•

- Date and time

•

#### Alarm equipment for:

- Wastewater tank full

•

- Fresh water tank empty

•

- Septic tank full

•

- Battery undervoltage

•

- Reserve gas bottle in use

•

- Extended entrance step

•

#### Battery computer:

- Body battery capacity indicator

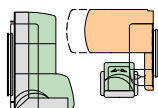
•

- Charging and discharging current

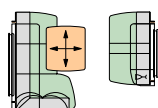
•



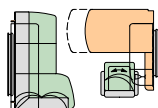
# TECHNICAL DATA



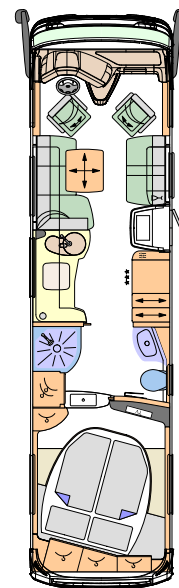
Bar version



CL-Lounge



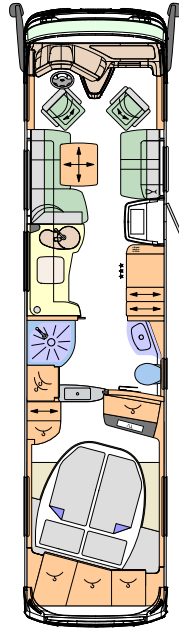
Bar version with  
CL-Lounge



Smart 3

## CENTURION 990 Gi

<b>BASIC VEHICLE</b>	MB Atego
<b>CHASSIS TYPE</b>	1530 L
<b>ENGINE</b>	6-cylinder
<b>ENGINE CAPACITY</b>	7.7 l
<b>OUTPUT</b>	220 kW (299 hp)
<b>TORQUE</b>	1200 Nm
<b>OVERALL LENGTH (mm)</b>	9985
<b>OVERALL WIDTH (mm)</b>	2480
<b>OVERALL HEIGHT (mm)</b>	3780
<b>WHEEL BASE (mm)</b>	5060
<b>GROSS VEHICLE WEIGHT RATIO (kg)</b>	15000
<b>MASS IN RUNNING ORDER (kg)</b>	9270
<b>PAYLOAD (kg)</b>	5730
<b>TRAILER LOAD BRAKED (kg)</b>	3000
<b>SEATS WITH THREE-POINT SEATBELT</b>	3
<b>REAR BED (mm)</b>	2000 / 1800
<b>PULL-DOWN BED DIMENSIONS (optional, mm)</b>	2000 / 1350
<b>HEIGHT ABOVE PULL-DOWN BED</b>	860
<b>REAR FLAP H / W (mm)</b>	1670 / 2050



Fiat 500 (model 2009 - 2014)  
Fiat 500 (from 2014 model)

## CENTURION 1060 GI

MB Atego
1530 L
6-cylinder
7.7 l
220 kW (299 hp)
1200 Nm
10755
2480
3780
5360
15000
9350
5650
3000
3
2000 / 1800
2000 / 1350
860
1670 / 2050

# SPECIAL EQUIPMENT BODY

PART NO.	MERCEDES BENZ ATEGO CHASSIS	ADDITIONAL WEIGHT IN KG
21-131-WF	Trailer coupling with max. 3,000 trailer load (can only be delivered if mounted at the factory)	29
21-152-WF	Hydraulic supporting jacks system with automatic levelling	139
21-053-WF	Spare wheel with steel rim and holder on the chassis	65
21-141-WF	7.50 x 19.5" "Alcoa Dura bright" light alloy wheels with standard tyres	-60
21-380-WF	Driver's cab seats with air conditioning function and seat heating (only in combination with leather upholstery)	5
21-164-WF	Dual-tone compressed air horn	3
21-910-WF	Commitment fee including filled series fuel tank and Adblue tank	0

## BODY

21-213-WF	Real glass window and wall planking with single-pane safety glass and privacy black tinting	100
21-232-W0-1	2 x 4 m roof awning integrated into the roof profile, electric (1060 GJ)	94
21-232-W0-2	6 m roof awning integrated into the roof profile, electric (990 GJ)	76
21-535-W0	<b>LED roof lighting</b> - Driver's and passenger's side can be switched and dimmed separately, switching function on the door and dashboard - Rear, switching function on dashboard	3
21-250-W0	Electrically heatable windscreen (in stationary mode)	2


# SPECIAL EQUIPMENT BODY

PART NO.	LIVING ROOM / BEDROOM AREA	ADDITIONAL WEIGHT IN KG
21-260-W0	Pull-down bed with electrical actuation, spring base, instead of front overhead lockers	72
21-722-W0	Blinds in living room with wood look	5
21-682-W0-1	Comfort lounge with an additional seatbelt spot (4-person approval)	24
21-681-W0	Bar version with adjustable individual seat (4-person approval)	46
21-689-W0-1	Extendible table	4
21-689-W0-2	Lowerable table with table upholstery cover (not in combination with bar version)	8
21-689-W0-3	Pull-out and lowerable table with table upholstery cover (not in combination with bar version)	10
21-689-W0-4	Central table base with tabletop adjustable by foot pedal (only in combination with series table)	0
21-231-W0-1	Midi-Heki instead of Mini-Heki (living room)	6
21-231-W0-2	Panorama skylight (Heki 3) instead of Mini-Heki (bedroom)	19
<b>KITCHEN</b>		
21-630-W0-1	177 l refrigerator / microwave combination instead of standard refrigerator combination	0
21-630-W0-2	177 l compressor refrigerator and stainless steel microwave with grill function, 17 l cooking area instead of standard refrigerator combination	28
21-231-W0-3	Roof ventilator with ventilation and aeration	4
21-631-W0-2	Stainless steel microwave with grill function in kitchen overhead locker, 17 l cooking area	22
21-632-W0	Dishwasher in lower kitchen cupboard (not in combination with part no. 21-631-W0-2)	25
21-622-W0	Edge strip on kitchen worktop in glossy black Senosan	1
21-622-W0-1	Gas Ceran hob, 3-flame with automatic ignition	2

<sup>†</sup>The position of the skylight is determined after taking into account all roof structures.

# SPECIAL EQUIPMENT BODY

PART NO.	ELECTRONICS	ADDITIONAL WEIGHT IN KG
21-511-WF-1	<b>Lithium L electronic power package</b> 2 x 24 V lithium battery / 10,000 Wh (400 Ah) rated output, 100 A charging/ inverter combination, from 24 V to 230 V, 7000 W peak and 3500 W continuous power with mains power compensator	65
21-511-WF-2	<b>Lithium XL electronic power package</b> 3 x 24 V lithium battery / 15,000 Wh (600 Ah) rated output, 100 A charging/ inverter combination, from 24 V to 230 V, 7000 W peak and 3500 W continuous power with mains power compensator	130
21-511-WF-3	<b>Lithium XXL electronic power package</b> 4 x 24 V lithium battery / 20,000 Wh (800 Ah) rated output, 100 A charging/ inverter combination, from 24 V to 230 V, 7000 W peak and 3500 W continuous output with mains power compensator	195
21-581-W0	Alarm system with surveillance of the garage doors / flaps and the living room door	3
21-561-W0	Birdview, 4-camera panoramic vision system with 7" monitor	4
21-570-W0-1	HighPower solar panels with approx. 240 W maximum power (charge controller with the latest MPPT technology)	20
21-570-W0-2	HighPower solar panels with approx. 480 W maximum power (charge controller with the latest MPPT technology)	40
21-150-W0	2600 W gas generator, permanently installed (only in combination with gas tank)	70
21-560-W0	Double reverse camera (picture via standard radio)	4



Solar panels with up to 800 W possible. HighPower solar panels require less space than standard solar panels and have higher output. Thanks to charge controllers with the latest MPPT charging technology (Maximum Power Point Tracking), your batteries charge up to 30 % faster than with standard solar panels.



# SPECIAL EQUIPMENT BODY

PART NO.	TV / RADIO / PHONE	ADDITIONAL WEIGHT IN KG
21-550-W0-2	<b>Satellite TV system with 40" Full HD LED Smart TV in right media cabinet, electrically lowerable</b> Satellite TV system with 85 cm mirror, fully automatic alignment, multiple-subscriber configuration by means of TWIN-LNB, connection for second receiver with 24 V and antenna socket in bedroom, audio supplied via radio system (total vehicle height plus approx. 120 mm)	50
21-550-W0-3	<b>Satellite TV system with 32" Full HD LED Smart TV in overhead cabinet above windscreen, not lowerable</b> Satellite TV system with 85 cm mirror, fully automatic alignment, multiple-subscriber configuration by means of TWIN-LNB, connection for second receiver with 24 V and antenna socket in bedroom, audio supplied via radio system (total vehicle height plus approx. 120 mm)	50
21-550-W0-4	<b>Satellite TV system with 40" Full HD LED Smart TV in left overhead cabinet, electrically lowerable</b> Satellite TV system with 85 cm mirror, fully automatic alignment, multiple-subscriber configuration by means of TWIN-LNB, connection for second receiver with 24 V and antenna socket in bedroom, audio supplied via radio system (total vehicle height plus approx. 120 mm)	50
21-551-W0	DVB-T2 exterior antenna for receiving terrestrial television (for 2 TV devices)	2
21-552-W0	Full HD 32" LED Smart TV for rear sleeping compartment with integrated TV tuner	15
21-557-W0	LTE WLAN router for amplifying external WLAN signals and Internet TV streaming	1
21-555-W0-1	Navigation system (with truck software and 9" touch-screen, integrated radio with DAB+, MP3 playback and hands-free device for telephone with Bluetooth)	4
21-556-W0-1	High-end sound system calibrated for vehicle acoustics and for the specific vehicle. Consisting of: - 3-way "driver's cab" sound system (2 x soft dome tweeters, 2 x midrange drivers, 2 x low midrange drivers) - 2-way living room system (2 x soft dome tweeters, 2 x midrange drivers) - Rear system (2 x cone midrange drivers) - Bass reflex subwoofer - High-power, 7-channel DSP amplifier	25
21-556-W0-2	High-end, 3-way TV sound system in rear sleeping compartment (2 x soft dome tweeters, 2 x midrange drivers, 2 x low midrange drivers, digital 5-channel DSP amplifier and digital sound processor for sound optimisation, LED flat screen)	20
21-521-W0	Socket combination, 230 V / 24 V / antenna, in double floor with floor routing, position: In external storage compartment, right side in the direction of travel (for optional external TV connection) (sat output)	1

# SPECIAL EQUIPMENT BODY

PART NO.	WATER / GAS / HEATING / BATHROOM	ADDITIONAL WEIGHT IN KG
21-424-W0	External shower in the garage (driver's side)	2
21-435-W0	Container for septic/wastewater drain hose in chassis	5
21-617-W0	SOG comfort toilet ventilation with activated carbon filter for fixed tank (extraction at toilet bowl)	1
21-582-W0	Gas alarm for monitoring the living room (carbon monoxide, propane, butane, paralysing gas, KO gas)	2
21-443-W0	External gas socket on the passenger's side (BBQ point)	1
21-151-W0	Gas tank 120 l with gas prefilter, secondary gas filling point, crash sensor and fill level indicator in the control panel display, including skirting flap (including gas tank filling)	114
21-575-W0-1	2200 W roof air conditioning with 1700 W heating element for the living room (total vehicle height plus 130 mm)	34
21-575-W0-2	1700 W roof air conditioning with 1700 W heating element for the bedroom area instead of Mini-Heki (total vehicle height plus 130 mm)	34
21-418-W0	6 l Alde-Flow additional hot water boiler	8
21-153-W0-2	<b>Sensotherm cockpit heating</b> The heating circuit of the Mercedes Atego is integrated into the Centurion heating system. The vehicle blower keeps the windscreen free of condensate even when it is parked.	5
21-153-W0-1	Hybrid heating system (5.2 kW Webasto diesel heater coupled with Alde hot water heater)	10

# SPECIAL EQUIPMENT BODY

PART NO.	UPHOLSTERY FABRIC / LEATHER / CARPET		ADDITIONAL WEIGHT IN KG
21-700-W0-1	"Mother of Pearl" leather upholstery including colour-coordinated Concorde collection	Series	0
21-700-W0-2	"Cream-beige" leather upholstery including colour-coordinated Concorde collection	Series	0
21-700-W0-3	"Coco" leather upholstery including colour-coordinated Concorde collection	Series	0
21-700-W0-4	"Savannah" leather upholstery including colour-coordinated Concorde collection	Series	0
21-700-W0-5	"Stone beige" nappa leather upholstery including colour-coordinated Concorde collection		2
21-700-W0-6	"Mango" nappa leather upholstery including colour-coordinated Concorde collection		2
21-700-W0-7	"Seta" nappa leather upholstery including colour-coordinated Concorde collection		2
21-471-W0-1	High-quality "Amtico" flooring in yacht-style, laid on highly-stable aluminium composite sheets		25
21-730-W0-1	Removable living room carpet (deep-pile). Colour: Creme		10
21-730-W0-2	Living room carpet (deep-pile), 3-piece runner rug, linked and removable. Colour: Creme		6

Concorde uses only the highest-quality fabrics and leather with a special dirt-repellent coating.

The mass in running order contains: The dry weight of the standard equipment including the driver (75 kg), filled fuel tank, 100 l of fresh water, 1 x filled 11 kg steel gas bottle, vehicle tool kit, tyre sealant/compressor.

The empty weight and dimensions can change if special equipment and accessories are installed.

All dimension and weight specifications correspond to the state of knowledge at the time of printing. Deviations of +/- 5 % are possible and permissible.

# STANDARD EQUIPMENT

CHASSIS	MB ACTROS
Insulated, soundproofed engine compartment cover	•
6 cylinder turbo diesel motor with rear-wheel drive and twin tyres	•
Automatic Power Shift 3 12-gear transmission	•
Differential lock for rear axle	•
Traction control system (TCS)	•
Full air suspension with lifting and lowering function, rear axle with 4 air bellows	•
Front axle tyres	355 / 50R22.5
Rear axle tyres with traction pattern (mud and snow label)	315 / 60R22.5
Disk brakes on the front and rear axle	•
Dual circuit air brakes	•
Electronically regulated anti-lock braking system (ABS)	•
Electronic stability program (ESP)	•
Active lane departure warning system with buzzer	•
Attention assistant	•
High-performance engine brake	•
Active Brake Assist 5	•
Hydraulic supporting jacks system:	•
Supporting jacks at the rear with chassis extension behind the rear axle for stability	•
Cruise control	•
Rain/light sensor (990 MT, 1200 GST, 1204 GST, 1205 GST)	•
Predictive powertrain control (PPC) – satellite-controlled cruise control	•
App control for querying the vehicle data	•
28 V / 150 A alternator including 2 x 25 A charging converter (for charging the body batteries)	•
Electrical preparation of trailer coupling	•
Fuel tank	390 l
Driver's cab air conditioning	•
Daytime running lights	•
Xenon front headlights with headlight cleaning system	•
Multi-function leather steering wheel	•
Height and tilt of steering wheel adjustable	•
Remote control key with keyless start function	•
Dual-tone compressed air horn	•
Warning triangle, first aid kit, warning light and wheel chock	•
Stainless steel hubcaps	•
Multimedia cockpit with 12" primary and 10" secondary display	•
Navigation system with truck software	•
Traffic-sign recognition	•
Electric parking brake	•
2 cameras with black housing instead of exterior mirror with 2 colour displays on the A-pillars (only 990 MT, 1200 GST, 1204GST, 1205 GST)	•

# STANDARD EQUIPMENT

BODY	CENTURION
Panorama laminated glass windscreen, tinted, with UV filter (not 990 MT, 1200 GST, 1204 GST, 1205 GST) which greatly reduces sunshine, and noise-control insulation	•
Front screen heating (not 990 MT, 1200 GST, 1204 GST, 1205 GST)	•
Electric windscreen sun protection blinds	•
Side windows in driver's cab with insulation glazing and electrical actuation, tinted, with pleated shade (can be used to shield the sun while driving) and fly screen, thermally separated frame (not 990 MT, 1200 GST, 1204 GST, 1205 GST)	•
Double-glazed, smoky tinted plastic windows in living room, can be slid open or closed, with pleated shade and fly screen	•
Insulating blinds for windscreen with electrical actuation, roller blind heater® (not 990 MT, 1200 GST, 1204 GST, 1205 GST)	•
Highly-stable, durable Solidtherm aluminium laminate design	•
Fully-insulated wall connection technology free from thermal bridges with highly-compacted PU solid profiles	•
Slide-out ®for living room and kitchen, roof and side walls heated (not 990 MT, 990 MI)	•
Completely insulated driver's cab (990 MT, 1200 GST, 1204 GST, 1205 GST limited insulation)	•
Radiator between insulating blinds and windscreen (not 990 MT, 1200 GST, 1204 GST, 1205 GST)	•
40 mm wall thickness, of which 38 mm is closed-cell RTM rigid foam	•
Walls, roof and underside in high-quality aluminium, both inside and out, in sandwich design	•
Smooth outer area, white stove-enamelled	•
Side wall planking with black security glass	•
Roof accessible to the left and right of the skylight	•
Rooftop moulding with rainwater channels for reducing dirt from collecting on the side walls	•
Front made of highly-stable, corrosion-free and non-decomposable glass fibre composite material (not 990 MT, 1200 GST, 1204 GST, 1205 GST)	•
Double floor with tubular space frame and bus flap storage system made of glass fibre-reinforced plastic, with aluminium hinge strip with rubber cord ®	•
Central locking system for sensor-controlled bus flaps with LED feedback in the dashboard	•
Rear wall with roof spoiler	•
Heated double floor, approx. 470 mm high, accessible at side through bus flaps	•
Heavy-duty rollers at the rear	•
Composite underbody and intermediate floor with 40 or 30 mm-thick RTM foam, floor insulation a total of 70 mm	•
Rear axle wheelhouse in fully-insulated sandwich design	•
Illuminated rear garage, with vehicle ramps, winch, lashing rails and rear garage door (not 990 MT, 990 MI)	•
Rear garage door with Concorde "lift-up" system® with hydraulic drive for opening and closing the rear flap	•
Alternative control function of the garage flap, winch and garage lighting via smartphone app (not 990 MT, 990 MI)	•
Inside illuminated entrance step, heated	•
Outside entrance step ® with hydraulic rotation, with safety switch and lighting	•
King-size "Security Plus" entry door with combination safety lock, radio remote control and key emergency switch, "Interstop" door security	•

® = Protected by a utility model

# STANDARD EQUIPMENT

BODY	CENTURION
Fly screen for entry door	•
Luxury driver's cab suspension seats, air suspension, with lumbar support and seat heating, covered in nappa leather	•
"Privacy" front privacy blinds (variable visual protection from top to bottom) (not 990 MT, 1200 GST, 1204 GST, 1205 GST)	•
Garage floor with rippled aluminium plate cladding	•
External coach mirror with wide angle, electric heating, adjustable (not 990 MT, 1200 GST, 1204 GST, 1205 GST)	•
Front mirror for external coach mirror	•
Coach style windscreen wiper system (not 990 MT, 1200 GST, 1204 GST, 1205 GST)	•

## LIVING ROOM / BEDROOM AREA

### Slide-out living (not 990 MI, 990 MT)

Glass fibre-reinforced plastic composite outer walls with 38 mm insulation	
Ceiling and side walls can be electrically heated to defrost the rubber seals	•
Circumferential pneumatic seal connected to compressed air system, vacuum pump	
Mechanical seal in drive position for dust and spray water protection with patented drop water channel	
Slide-out with hydraulic drive	
Furniture line in Atlas cedar with sunken pilaster strips in stainless steel look on the front of the furniture	•
Even living room floor from dashboard to the rear bed	•
Colour-coordinated, vinyl coverings for walls and ceiling	•
High-quality "Amtico" flooring in yacht-style, laid on highly-stable aluminium composite sheets	•
High-quality nappa leather upholstery, also on the driver's cab seats. Colour: Stone beige	•
Wooden stick blinds in the living room and high-quality sliding curtains in the bedroom area	•
Havanna lounge with relax function. Seat / Lounger can be infinitely adjusted, bar version with extendable table (not 990 MI, 990 MT)	•
Havanna lounge with relax function. Continuously extensible seats and bar version with extendable table (only 990 MI)	•
Roomy wardrobe with LED lighting	•
Rear bed with spring base, adjustable headrest and comfortable cold-foam mattress	•
Roof ventilation concept with:	
- Force-ventilated and vented interior	•
- Suspended ceiling for optimal airflow	
Media wall, front right side in the direction of travel (990 MT front left)	•
Cabinets with removable shelves including matching assortment of glasses, with LED lighting	•
Light canopies with LED spotlights and indirect lighting with high-quality vinyl covers made of faux leather	•
Stable metal handle for climbing assistance	•
2 x 230 V / 2 x USB living room sockets	•
2 x 230 V / 2 x USB bedroom area sockets	•
Wall covering for double beds in the vehicle rear with faux leather cases	•
Front overhead lockers across the entire windscreen (not 990 MT, 1200 GST, 1204 GST, 1205 GST)	•
Safety ventilation integrated in the canopy	•
Carpet in bedroom area	•

## STANDARD EQUIPMENT

### PULL-DOWN BED (OPTIONAL)

	990 MI 1100 GSI 1160 GSI 1165 GSI	990 MT 1200 GST 1204 GST 1205 GST
Bed surface (in mm)	2000 x 1350	1910 x 1365
Height above bed	860	920
Comfortable cold-foam mattress with spring base	•	•
Curtain to driver's cabin	•	•

### KITCHEN

### CENTURION

Corner kitchen with additional, electrically extendable work surfaces (not 990 MI, 990 MT)	•
Kitchen area with splashguard	•
Mineral kitchen worktop with seamless sunken sink. Stainless steel sink base. Colour: Carrara Bianco	•
Gas Ceran hob, 2-flame with automatic ignition	•
Chrome single-lever mixing tap with extendible faucet	•
177 l refrigerator with AES (12 V / 230 V automatic and manual energy selection / gas), gas oven	•
Shelves with Servo-Soft compartment	•
Cutlery drawer	•
Extractor hood with integrated lighting	•
Light canopies with LED spotlights and indirect lighting	•
Plexiglas rear wall illuminated	•
Integrated garbage system in the lower kitchen cabinet	•
3 x 230 V sockets	•

### BATHROOM / TOILET

High-quality chrome bathroom fittings on the washbasin	•
Mineral composite washstand panel with seamless sunken sink. Colour: Onyx Bianco	•
Separate shower with real glass doors	•
Shower fittings with wall bar, height-adjustable shower head and rain forest shower	•
Porcelain toilet with roughly 300 l fixed tank	•
Bathroom furnishings with toilet paper holder, toilet brush, liquid soap dispenser, towel hook and holder, toothbrush glasses	•
Bathroom window	•
Bathroom area can be separated with glazed glass door (depending on the floor plan)	•
Roof ventilation with integrated fan, fly screen and pleated shade	•
Lighting with LED spots	•
Roomy wardrobe with LED lighting	•
Dressing mirror on sliding door	•
Roomy mirrored wardrobe with rear-illuminated shelves	•
2 x 230 V sockets	•

# STANDARD EQUIPMENT

## WATER / GAS / HEATING

## CENTURION

120 l gas tank with remote filling behind the tank flap	•
Gas controller with crash sensor	•
Household siphons	•
Fresh water tank approx. 470 l in heated double floor	•
Wastewater tank approx. 370 l in heated double floor	•
Easy wastewater tank cleaning with drain tap in the heated double floor	•
Automatic central pressure water pump with filter system	•
Hybrid heating system consisting of:	
5.2 kW Webasto diesel heater and 5500 W Alde hot water gas central heater, with thermostatic control and timer, 230 V / 3000 W electrical heating cartridge, non-return valve with integrated hot water boiler for supplying all tapping points	•
Bedroom area / garage heating circuit can be thermally regulated	•
2-zone underfloor heating, can be regulated separately	•
5-zone room heater, can be regulated separately	•
(1 x living room, 1 x bathroom, 1 x bedroom area, 1 x driver's cab, 1 x technical floor/garage)	•
Towel radiator in bathroom with room thermostat	•
Engine heat exchanger that uses the engine's coolant to heat the living room. When parked, the vehicle heater is activated via the engine heat exchanger. The vehicle blower heater reduces condensation on the windscreen. (Sensotherm)	•
Fresh water filling hose with quick coupling	•
Heating area can be separately regulated for living room, bathroom, bedroom area, garage, driver's cab and driver's cabin floor	•

## ELECTRONICS / TV / RADIO

Electronic power package with 200 Ah / 24 V lithium battery	•
Battery monitoring system with deep discharge protection	•
230 V CEE connection in the storage area with cable routing through vehicle floor	•
FI personal protection device	•
Combination charger with an inverter from 24 V to 230 V sine, 4000 W peak and 2550 W continuous output with electronic control and mains priority circuit, maximum charging current 100 A	•
On-board electrical system switches off when the capacity limit is undercut	•
230 V socket on the electrical board in the intermediate floor	•
Double DIN radio with CD/DVD, DAB+, MP3 and USB connection, 3-way speaker system	•
Double reverse camera with shutter (picture via standard radio)	•
LED lighting in interior	•
Service-friendly access to the on-board electrical system in the left external storage compartment (under slide-out)	•
Automatic refrigerator switchover when the engine is not running from 24 V to gas / 230 V (with land connection)	•
Automatic charging of living room and vehicle battery, charge retention in the event of external power connection and while travelling	•
Circuit breaker for living room batteries	•
Automatic separation and connection of living room and vehicle battery	•
Individual roof / floor lighting concept (entire vehicle)	•



# STANDARD EQUIPMENT

## ON-BOARD ELECTRONICS

## CENTURION

State-of-the-art micro-processor-controlled on-board electrical system with CANBUS technology

•

Central regulation and control panel with 7" colour touch screen display

•

### 7" touch button panel:

- Lighting, living room, bathroom, bedroom area and storage area

•

- Water pump

•

- Heater

•

### LCD display field for monitoring:

- Fresh water tank (fill level in %)

•

- Wastewater tank (fill level in %)

•

- Septic tank (fill level in %)

•

- Battery voltage of the vehicle and living room battery

•

- Indoor and outdoor temperature

•

- External current supply

•

- Gas fill level

•

- Date and time

•

### Alarm equipment for:

- Wastewater tank full

•

- Fresh water tank empty

•

- Septic tank full

•

- Battery undervoltage

•

- Extended entrance step

•

### Battery computer:

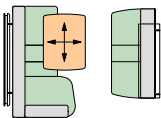
- Body battery capacity indicator

•

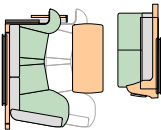
- Charging and discharging current

•

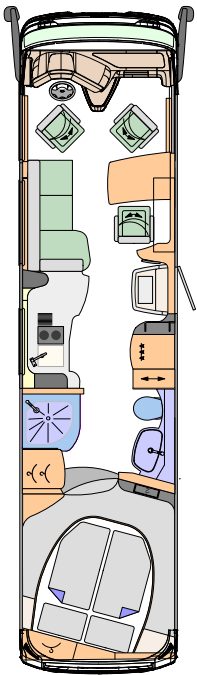
# TECHNICAL DATA



Lounge on driver's side  
(990 MI)

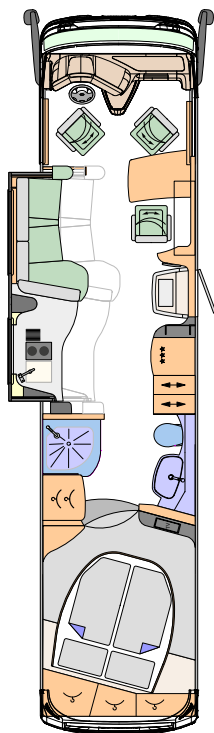
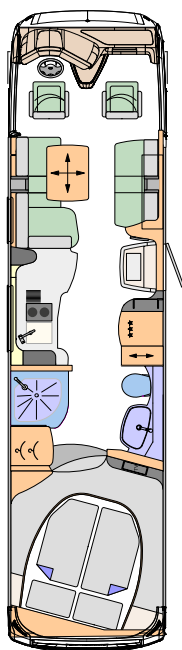


Havana lounge on driver's side

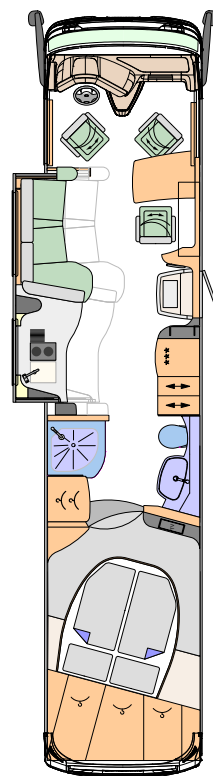


## CENTURION 990 MI

BASIC VEHICLE	Mercedes Actros
CHASSIS TYPE	1840 L (22.5")
ENGINE	6 cylinder
ENGINE CAPACITY	10.7 l
OUTPUT	290 kW (395 hp)
TORQUE	1900 Nm
OVERALL LENGTH (mm)	10000
OVERALL WIDTH (mm)	2500
OVERALL HEIGHT (mm)	3850
WHEEL BASE (mm)	5500
GROSS VEHICLE WEIGHT RATIO (kg)	18000
MASS IN RUNNING ORDER (kg)	13916
PAYLOAD (kg)	4084
TRAILER LOAD BRAKED (kg)	3500
SEATS WITH THREE-POINT SEATBELT	4
REAR BED (mm)	2000 / 1800
PULL-DOWN BED DIMENSIONS (optional, mm)	2000 / 1350
HEIGHT ABOVE PULL-DOWN BED	860
REAR FLAP H / W (mm)	-
LEFT AND RIGHT GARAGE DOOR, H / W (mm)	1250 / 1035



Smart 3



Fiat 500 (model 2009 - 2014)  
Fiat 500 (from 2014 model)

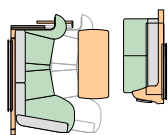
### CENTURION 990 MT

### CENTURION 1100 GSI

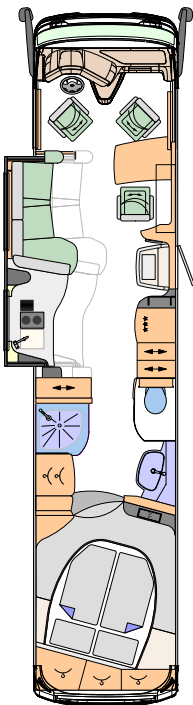
### CENTURION 1160 GSI

Mercedes Actros	Mercedes Actros	Mercedes Actros
1840 L (22.5")	1840 L (22.5")	1840 L (22.5")
6 cylinder	6 cylinder	6 cylinder
10.7 l	10.7 l	10.7 l
290 kW (395 hp)	290 kW (395 hp)	290 kW (395 hp)
1900 Nm	1900 Nm	1900 Nm
9960	11130	11730
2500	2500	2500
3850	3850	3850
5500	5500	5800
18000	18000	18000
14136	14686	15046
3864	3314	2954
3500	3500	3500
3	3	3
2000 / 1800	2000 / 1800	2000 / 1800
1910 / 1365	2000 / 1350	2000 / 1350
860	860	860
-	1670 / 2050	1670 / 2050
1250 / 1035	-	-

# TECHNICAL DATA

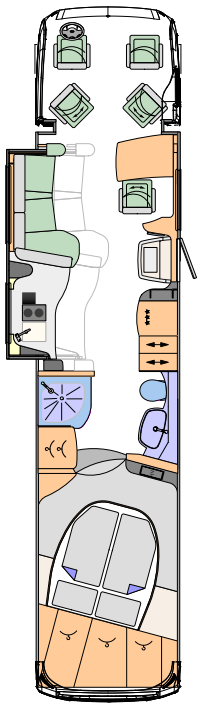


Havana lounge on driver's side

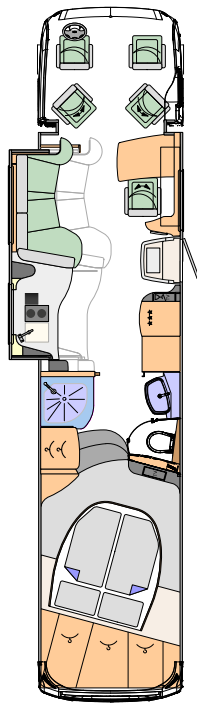


Smart 3

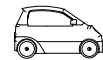
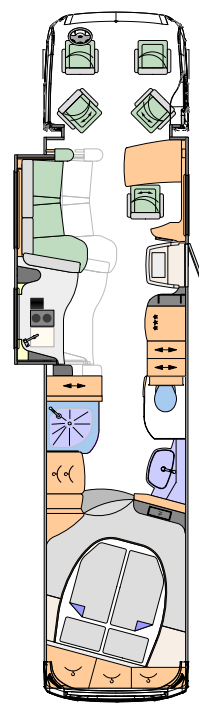
CENTURION 1165 GSI	
BASIC VEHICLE	Mercedes Actros
CHASSIS TYPE	1840 L (22.5")
ENGINE	6 cylinder
ENGINE CAPACITY	10.7 l
OUTPUT	290 kW (395 hp)
TORQUE	1900 Nm
OVERALL LENGTH (mm)	11730
OVERALL WIDTH (mm)	2500
OVERALL HEIGHT (mm)	3850
WHEEL BASE (mm)	5800
GROSS VEHICLE WEIGHT RATIO (kg)	18000
MASS IN RUNNING ORDER (kg)	15046
PAYLOAD (kg)	2954
TRAILER LOAD BRAKED (kg)	3500
SEATS WITH THREE-POINT SEATBELT	3
REAR BED (mm)	2000 / 1800
PULL-DOWN BED DIMENSIONS (optional, mm)	2000 / 1350
HEIGHT ABOVE PULL-DOWN BED	860
REAR FLAP H / W (mm)	1670 / 2050



Fiat 500 (model 2009 - 2014)  
Fiat 500 (from 2014 model)



Fiat 500 (model 2009 - 2014)  
Fiat 500 (from 2014 model)



Smart 3

## CENTURION 1200 GST

## CENTURION 1204 GST

## CENTURION 1205 GST

Mercedes Actros	Mercedes Actros	Mercedes Actros
2540 L (22.5")	2540 L (22.5")	2540 L (22.5")
6 cylinder	6 cylinder	6 cylinder
10.7 l	10.7 l	10.7 l
290 kW (395 hp)	290 kW (395 hp)	290 kW (395 hp)
1900 Nm	1900 Nm	1900 Nm
12000	12000	12000
2500	2500	2500
3850	3850	3850
5800	5800	5800
22000	22000	22000
16486	16486	16486
5514	5514	5514
3000	3000	3000
4	4	4
2000 / 1800	2000 / 1800	2000 / 1800
1910 / 1365	1910 / 1365	1910 / 1365
920	920	920
1670 / 2050	1670 / 2050	1670 / 2050

# SPECIAL CHASSIS EQUIPMENT

PART NO.	MERCEDES ACTROS CHASSIS	ADDITIONAL WEIGHT IN KG
21-149-F0	Utilisation 26,000 kg maximum authorised mass (only 1200 GST, 1204 GST, 1205 GST)	0
21-020-F0-1	Engine variant 1 6 cylinder, engine capacity 10.7 l, 315 kW (428 PS), torque 2100 Nm	0
21-020-F0-2	Engine variant 2 6 cylinder, engine capacity 12.8 l, 350 kW (476 PS), torque 2300 Nm	158
21-020-F0-3	Engine variant 3 6 cylinder, engine capacity 12.8 l, 390 kW (530 PS), torque 2600 Nm	221
21-131-F0-1	Trailer coupling with 3,500 trailer load (can only be delivered if mounted at the factory) (not 1200 GST, 1204 GST, 1205 GST)	29
21-131-F0-2	Trailer coupling can be removed with 3,000 kg trailer load (22,000 maximum authorised mass)	33
21-050-F0	Wide tyres for front axle 385 / 55R22.5	4
21-141-F0-1	11.5 x 22.5" light alloy wheels, "Alcoa Dura bright" with standard tyres (990 MI, 990 MT, 1100 GSI, 1160 GSI, 1165 GSI) (quantity 6)	-60
21-141-F0-2	11.5 x 22.5" light alloy wheels, "Alcoa Dura bright" with standard tyres (1200 GST, 1204 GST, 1205 GST) (quantity 8)	-80
21-052-F0	Tyre pressure control system (990 MI, 990 MT, 1100 GSI, 1160 GSI, 1165 GSI)	3
21-052-F0-1	Tyre pressure control system (1200 GST, 1204 GST, 1205 GST)	3
21-042-F0-1	Radar-controlled adaptive cruise control	10
21-042-F0-4	Active Drive Assist including lane departure warning system, active (not for 1200 GST, 1204 GST, 1205 GST)	3
21-042-F0-2	Swaying control assistant	10
21-021-F0	Secondary water retarder	42
21-163-F0	4-way wide-range spotlight on the driver's cab roof (990 MT, 1200 GST, 1204 GST, 1205 GST only)	15
21-060-F0	Driver's cab climate control with residual heat utilisation instead of air conditioning	15
21-160-F0-1	Driver's and passenger's seat with climate control (990 MT, 1200 GST, 1204 GST, 1205 GST only)	20
21-160-F0-2	Driver's and passenger's seat with massage function (990 MT, 1200 GST, 1204 GST, 1205 GST only)	20
21-014-F0-2	Diesel tank for 500 l (1160 GSI, 1165 GSI, 1200 GST, 1204 GST, 1205 GST only)	125
21-910-F0	Commitment fee including filled series fuel tank and Adblue tank	0

# SPECIAL EQUIPMENT BODY

PART NO.	BODY	ADDITIONAL WEIGHT IN KG
21-232-F0-3	6.0 m roof awning integrated in roof profile, electric (990 MI, 990 MT)	66
21-232-F0-1	2 x 4 m roof awning integrated into the roof profile, electric (990 MI, 990 MT, 1100 GSI, 1200 GST, 1204 GST, 1205 GST)	84
21-232-F0-2	2 x 4.5 m roof awning integrated into the roof profile, electric (1160 GSI, 1165 GSI)	95
21-535-F0	LED roof lighting: - Driver's and passenger's side can be switched and dimmed separately. Switching function on the door and dashboard - Rear, switching function on dashboard Alternative switching functions possible using a smartphone.	3
21-218-F0	Real glass window in living room, double-glazed and tinted, can be slid open or closed, pleated shade and fly screen	100
21-481-F0-2	Lashing system with airline rails and 4 lashing rings embedded in rear garage floor (not for G models)	4

## LIVING ROOM / BEDROOM AREA

21-260-F0-1	Pull-down bed (990 MI, 1100 GSI, 1160 GSI, 1165 GSI) Electrically-actuated pull-down bed in driver's cabin. Mattress size 2000 x 1350 mm, cold-foam mattress H = 120 mm and spring base	53
21-260-F0-2	Pull-down bed (990 MT, 1200 GST, 1204 GST, 1205 GST) (with driver's cab roof reinforcement) Electrically-actuated pull-down bed in driver's cabin, electronic drive with dual motor. Mattress size 1910 x 1365 mm, cold-foam mattress H = 120 mm. Spring base with glass fibre profiled rods and Carawinx spring system	65
21-722-F0	Electric blinds in living room	19
21-680-F0-1	Comfort lounge on the driver's side with one mechanically-adjustable comfort armchairs without footrest and 2 seatbelt spots (only 990 MI)	38
21-680-F0-2	Havana lounge on the driver's side with two electrically-adjustable relaxing armchairs without footrest (not 990 MI, 990 MT)	0
21-680-F0-3	Lounge on the passenger's side with two mechanically-adjustable comfort armchairs without footrest (only 990 MI)	0
21-680-F0-4	Lounge on the passenger's side with two mechanically-adjustable comfort armchairs without footrest (not 990 MI)	0
21-688-F0-1	Side couch with seatbelt fold-down spot (only 990 MI)	0
21-688-F0-2	Side couch with seatbelt fold-down spot (not 990 MI, 990 MT)	0

# SPECIAL EQUIPMENT BODY

PART NO.	KITCHEN	ADDITIONAL WEIGHT IN KG
21-630-F0	177 l refrigerator / microwave combination instead of standard refrigerator combination	0
21-630-F0-4	177 l compressor refrigerator and stainless steel microwave with grill function, 17 l cooking area instead of standard refrigerator combination	28
21-630-F0-2	Compressor refrigerator 304 l, double-door (only 990 MI, 990 MT)	30
21-631-F0	Stainless steel microwave with grill function next to the refrigerator, 230 V operation via external connection, 26 l cooking area (not 990 MI, 990 MT)	22
21-632-F0	Dishwasher next to refrigerator (not 990 MI, 990 MT)	25

## ELECTRONICS

21-511-F0-2	<b>Lithium L electronic power package</b> 2 x 24 V lithium battery / 10,000 Wh (400 Ah) rated output 100 A charging/inverter combination, from 24 V to 230 V, 7000 W peak and 3500 continuous output with mains power compensator	55
21-511-F0-3	<b>Lithium XL electronic power package</b> 3 x 24 V lithium battery / 15,000 Wh (600 Ah) rated output 100 A charging/inverter combination, from 24 V to 230 V, 7000 W peak and 3500 continuous output with mains power compensator	110
21-511-F0-4	<b>Lithium XXL electronic power package</b> 4 x 24 V lithium battery / 20,000 Wh (800 Ah) rated output, 100 A charging/inverter combination, from 24 V to 230 V, 7000 W peak and 3500 W continuous output with mains power compensator	165
21-581-F0-1	Alarm system with surveillance of garage door and living room door (only 990 MI, 1100 GSI, 1160 GSI, 1165 GSI)	3
21-581-F0-2	Alarm system with surveillance of living room door and driver's cab doors as well as the garage door (only 990 MT, 1200 GST, 1204 GST, 1205 GST)	3
21-150-F0-1	2600 W gas generator, permanently installed	50
21-150-F0-2	8000 W Panda diesel generator, sound insulated with oxide catalytic converter including switch-on in the event of battery undervoltage	100
21-561-F0	Birdview 4-camera panoramic vision system including monitor	4
21-570-F0	24 V solar panel system with approx. 480 W maximum power (charge controller with MPP technology)	40



# SPECIAL EQUIPMENT BODY

PART NO.	TV / RADIO / PHONE	ADDITIONAL WEIGHT IN KG
21-550-F0-1	<b>Satellite TV system with 40" Full HD LED Smart TV in media cabinet, can be electrically extended</b> Satellite TV system with 85 cm mirror, fully automatic alignment, multiple-subscriber configuration by means of TWIN-LNB, connection for second receiver with 12 V and antenna socket in bedroom, audio supplied via radio system (total vehicle height plus approx. 100 mm)	38
21-551-F0	DVB-T exterior antenna for receiving terrestrial television (for 2 TV devices)	2
21-552-F0	Full HD 32" LED Smart TV for rear sleeping compartment with integrated TV tuner	15
21-557-F0-1	LTE WLAN router for amplifying external WLAN signals and Internet TV streaming	1
21-556-F0-1	High-end sound system calibrated for vehicle acoustics and for the specific vehicle. Consisting of: - 3-way "driver's cab" sound system (2 x soft dome tweeters, 2 x midrange drivers, 2 x low midrange drivers) - 2-way living room system (2 x soft dome tweeters, 2 x midrange drivers) - Rear system (2 x cone midrange drivers) - Bass reflex subwoofer - High-power, 7-channel DSP amplifier	25
21-556-F0-2	High-end, 3-way TV sound system in rear sleeping compartment (2 x soft dome tweeters, 2 x midrange drivers, 2 x low midrange drivers, digital 5-channel DSP amplifier and digital sound processor for sound optimisation, LED flat screen)	20
21-521-F0	Socket combination, 230 V / 12 V / antenna / in double floor with floor routing, position: In external storage compartment, right side in the direction of travel (for optional external TV connection) (sat output)	1

# SPECIAL EQUIPMENT BODY

PART NO.	WATER / GAS / HEATING / BATHROOM	ADDITIONAL WEIGHT IN KG
21-424-F0	External shower in the garage (driver's side)	2
21-435-F0	Container for septic/wastewater drain hose in chassis	8
21-617-F0	SOG comfort toilet ventilation with activated carbon filter for fixed tank (extraction at toilet bowl)	1
21-582-F0	Gas alarm for monitoring the living room (carbon monoxide, propane, butane, paralysing gas, KO gas)	2
21-575-F0-1	2400 W roof air conditioning with 2400 W heating element (living room) (total vehicle height plus 130 mm) (living room integrated in roof ventilation concept)	34
21-575-F0-2	2400 W roof air conditioning with 2400 W heating element (bedroom area) (total vehicle height plus 130 mm) (bedroom area integrated in roof ventilation concept)	34
21-418-F0	6 l Alde-Flow additional hot water boiler	8

<sup>1</sup>Combinations of options which can be attached to the chassis are only available with restrictions. A final confirmation can only be made after a technical test.

# SPECIAL EQUIPMENT BODY

PART NO.	UPHOLSTERY FABRIC / LEATHER / CARPET	ADDITIONAL WEIGHT IN KG
21-700-F0-1	"Stone beige" nappa leather upholstery including colour-coordinated Concorde collection	Series 0
21-700-F0-2	"Mango" nappa leather upholstery including colour-coordinated Concorde collection	Free of charge 0
21-700-F0-3	"Seta" nappa leather upholstery including colour-coordinated Concorde collection	Free of charge 0
21-730-F0-1	Living room carpet (deep-pile) Flush-fitting and removable. Colour: Creme	10
21-730-F0-2	Living room carpet (deep-pile), 3-piece and removable. Colour: Creme	6

Of course, you can choose your nappa leather colour from many more than 100 colours.

We request that you ask us for alternative leather colours.

Concorde uses only the highest-quality fabrics and leather with a special dirt-repellent coating.

The mass in running order contains: The dry weight of the standard equipment including the driver (75 kg), filled standard fuel tank, filled fresh water tank, filled gas tank, vehicle tool kit. The empty weight and dimensions can change if special equipment and accessories are installed. All dimension and weight specifications correspond to the state of knowledge at the time of printing. Deviations of +/- 5 % are possible and permissible.



# Concorde

REISEMOBILE AUS LEIDENSCHAFT



Concorde Reisemobile GmbH  
Concorde-Straße 2-4 · D-96132 Schlüsselfeld-Aschbach (Germany)  
Phone +49 (0) 9555 9225-0 · Telefax +49 (0) 9555 9225-44  
Internet: [www.concorde.eu](http://www.concorde.eu) · E-Mail: [info@concorde.eu](mailto:info@concorde.eu)

Technical modifications reserved provided that the overall product quality remains the same or is improved and the intended purpose is not impaired. On publication of this technical information, all previous are rendered invalid. Subject to change without notice, errors excepted.