

EN



# Concorde

REISEMOBILE AUS LEIDENSCHAFT



## CREDO / CARVER / CHARISMA

TECHNICAL INFORMATION 2021



# FULLY INTEGRATED **MODELS ON** IVECO DAILY

To set milestones is truly not an easy undertaking. And yet Concorde repeatedly succeeds in setting new standards in motorhomes. Credo, Carver and Charisma are each the top of the class and inspire you by technical innovations and revolutionary floor plans. The perfect synthesis of technology and design make them to "small" liners – veritable Motorhomes of Passion.





# INDEX

4 STANDARD EQUIPMENT

## CREDO

10 TECHNICAL DATA

12 SPECIAL EQUIPMENT

## CARVER

22 TECHNICAL DATA

24 SPECIAL EQUIPMENT

## CHARISMA

38 TECHNICAL DATA

42 SPECIAL EQUIPMENT



# STANDARD EQUIPMENT

CHASSIS	CREDO IVECO DAILY 50C	CARVER IVECO DAILY 65C	CHARISMA IVECO DAILY 65C
Insulated, soundproofed engine compartment cover	•	•	•
Turbo diesel engine with rear drive and twin tyres	•	•	•
Electronically regulated common rail direct injection	•	•	•
6-gear transmission	•	•	•
Traction control system (TCS)	•	•	•
Tyres	195 / 75R16	225 / 75R16	225 / 75R16
Rear axle tyres with traction pattern (mud and snow label)	—	•	•
Disk brakes on the front and rear axle	•	•	•
Hydraulic brake system	•	•	•
Electronically regulated anti-lock braking system (ABS)	•	•	•
Electric parking brake	•	•	•
Cruise control	•	•	•
14 V / 210 A alternator	•	•	•
including 50 A charger converter (for charging the body battery)	•	•	•
Electrical preparation of trailer coupling	•	•	•
Fuel tank	90 l	90 l	90 l
Driver's cabin air conditioning	Optional	Optional	•
LED daytime running lights	•	•	•
Halogen main headlights with lens optic, high beams integrated into the bumper	•	•	•
Vehicle rear with LED rear lights	•	•	•
Exclusive individual dashboard, including trays	•	•	•
Height and tilt of steering wheel adjustable	•	•	•
Warning triangle, first aid kit, warning light and wheel chock	•	•	•
Breakdown kit (fuse box and two safety vests)	•	•	•
Traction Plus with downhill drive assistant	•	•	•

BODY	CREDO	CARVER	CHARISMA
Dashboard cover in textile leather upholstery	•	•	—
Dashboard cover in textile leather upholstery with lock-stitch seams	Optional	Optional	•
Panorama laminated windscreen with a PVB coating which filters UV rays and reduces solar radiation	—	•	•
Side windows in driver's cabin with insulation glazing, tinted, with pleated shade (can be used to shield the sun while driving) and fly screen, thermally separated frame	•	•	•
Double-glazed, smoky tinted plastic windows in living room, can be slid open or closed, with pleated shade and fly screen	•	•	•
Stable entrance step for windscreen cleaning in front bumper	—	•	•
Front bumper as an additional crash element for enhanced passive safety of the occupants	—	•	•
Central towing ring integrated into the front bumper and crash element (without additional towing bracket)	•	•	•
Insulating blinds for windscreen with electrical actuation, partially heated	•	•	•
Highly-stable, durable Solidtherm aluminium laminate design	•	•	•

# STANDARD EQUIPMENT

BODY	CREDO	CARVER	CHARISMA
Fully-insulated wall connection technology free from thermal bridges with highly-compacted PU solid profiles	•	•	•
Completely insulated driver's cabin	•	•	•
Radiator between insulating blinds and windscreen	•	•	•
32 mm wall thickness, of which 30 mm is closed-cell RTM rigid foam, 40 mm roof, of which 38 mm is closed-cell RTM rigid foam	•	—	—
40 mm wall and ceiling thickness, of which 38 mm is closed-cell RTM rigid foam	—	•	•
Walls, roof and under floor in high-quality aluminium, both inside and out, in sandwich design	•	•	•
Smooth outer area, white stove-enamelled	•	•	•
Fully accessible roof on either side of the skylights	•	•	•
Aluminium roof moulding with rain water channels to reduce staining to the side walls	•	•	•
Front made of highly-stable, corrosion-free and non-decomposable fibreglass composite material	•	•	•
Side coverings made of highly-stable, corrosion-free and non-decomposable fibreglass composite material	•	•	•
Fibreglass composite rear wall and bumper in sandwich design	•	•	•
Heated double floor, living room floor in lightweight construction, approx. 334 mm high, accessible at side through service flaps	•	—	—
Heated double floor, approx. 470 mm high, accessible at side through service flaps (Carver 791 RL and 890 RRL after floor lowering approx. 375 mm)	—	•	•
Heavy-duty rollers at the rear	Optional	•	•
Storage space flaps with cast aluminium hinges and low-maintenance, high-quality needle felt on the inside, thermally separated frame	—	•	•
Sandwich under and in-between floor with 30 mm thick RTM foam, total floor insulation 60 mm	•	—	—
Sandwich under and in-between floor with 40 mm or 30 mm thick RTM foam, total floor insulation 70 mm	—	•	•
Rear axle wheelhouse in fully-insulated sandwich design	•	•	•
Illuminated rear garage with garage door right and lashing system	•	•	—
Illuminated rear garage with left and right garage doors and lashing rails (not Charisma 920 G)	Optional	Optional	•
Inside illuminated entrance step, heated	•	•	•
External electric retractable entrance step with safety switch and lighting	•	•	•
Entrance door with window	•	•	•
„Security Plus“ entry door with combination safety lock, remote control via ignition key and key emergency switch, „Interstop“ door protection	Optional	Optional	•
Fly screen for entrance door	•	•	•
Outside light with safety switch (automatic switch-off when engine starts)	•	•	•
Pilot cab seats with integrated seatbelt safety system and arm rests	•	•	•
Large shoe compartment in the entrance area for several shoe pairs (model-dependent)	•	•	•
Rear garage floor with rippled aluminium plate cladding	•	•	•
Coach style wiper system	Optional	•	•
Coach exterior side mirror (short) with wide angle, electrically heated and adjustable	•	•	—
Coach exterior side mirror (long) with wide angle, electrically heated and adjustable	Optional	Optional	•

# STANDARD EQUIPMENT

LIVING ROOM / BEDROOM AREA	CREDO	CARVER	CHARISMA
<b>Furniture flaps and doors:</b>			
- Noce (foiling on both sides) with roof cabinet fronts in the living room in glossy cream white	•	•	•
Even living room floor from dashboard to the rear bed (not for Carver 791 RL and 890 RRL)	•	•	•
Colour-coordinated felt coverings for walls and ceiling	•	•	—
Colour-coordinated high-quality microfibre coverings for walls and ceiling	Optional	Optional	•
Floor covering with ship's-deck look	•	•	•
Ergonomic sitting area, high-quality textile / microfibre upholstery with zips (body), including driver's cabin seats	•	•	•
High-quality roman blinds	•	•	•
Multi-function couch on left side with seatbelt (not for Carver 791 RL and 890 RRL)	•	•	•
Wardrobe with inside lighting	•	•	•
Rear bed with slat frame and comfortable cold-foam mattress	•	•	—
Rear bed with spring base, adjustable headrest and comfortable cold-foam mattress	Optional	Optional	•
Midi-Heki with lighting, fly screen and pleated shade in living room <sup>1</sup>	•	•	—
Double-glazed panorama skylight (Heki 3), fly screen and pleated shade in living room <sup>1</sup>	Optional	Optional	•
Mini-Heki with fly screen and pleated shade in bedroom <sup>1</sup>	•	•	•
High-quality living room table	•	•	•
TV sideboard	•	•	•
Glass cabinet with removable shelves including matching assortment of glasses, with LED lighting	•	•	•
Light canopies with LED spotlights and indirect lighting	—	—	•
Stable metal handle for boarding assistance	•	•	•
1 x 12 V socket (living room) and 2 x 230 V sockets (1 x living room and 1 x bedroom)	•	—	—
1 x 12 V socket (living room) and 3 x 230 V sockets (1 x living room and 2 x bedroom)	—	•	•
Front wall units above the windscreen	•	•	•
<b>PULL DOWN BED (OPTIONAL, SERIAL IN 791 RL AND 890 RRL CARVER)</b>			
Comfortable cold-foam mattress with spring base	•	•	•
Mini-Heki with fly screen and pleated shade <sup>1</sup>	•	•	•
Curtain to driver's cabin	•	•	•

<sup>1</sup> The position of the skylight is determined after taking into account all roof constructions.

# STANDARD EQUIPMENT

## KITCHEN

	CREDO	CARVER	CHARISMA
Kitchen area with splashguard (model-dependent)	•	•	•
Mineral kitchen worktop in lightweight construction with stainless steel sink.	•	•	•
Colour: Brilliant white			
Stainless steel 3-flame hob with automatic ignition and glass cover	•	•	•
Chrome single-lever mixer tap with extendable faucet	•	•	•
177 l refrigerator with separate freezer,	•	•	•
AES (12 V / 230 V automatic and manual energy selection / gas)			
Drawers with Servo-Soft closing	•	•	•
Integrated cutlery drawer	•	•	•
Light canopies with LED spotlights and indirect lighting	—	—	•
Mini-Heki <sup>1</sup>	•	•	•
LED spots under the wall cupboards	•	•	—
Integrated garbage system in the lower kitchen cabinet	•	•	•
2 x 230 V sockets	•	•	•
Kitchen apothecary cabinet (model-dependent) for storing kitchen utensils	•	•	•

## BATHROOM / TOILET

Plexicor composite washstand panel with seamless sunken sink, colour: arctic white	•	•	—
Mineral composite washstand panel with seamless sunken sink. Colour: Marble white (not Charisma 920 G)	—	—	•
Chrome single-lever mixer tap on the washstand	•	•	•
Separate shower with acrylic glass doors including removable clothes rail	•	—	920 G
Separate shower with real glass doors including removable clothes rail	—	•	•
Shower fittings with wall bar and height-adjustable shower head	•	•	•
Cassette toilet with porcelain bowl	•	•	—
Porcelain toilet with approx. 160 l fixed tank	Optional	—	920 G
Porcelain toilet with approx. 230 l fixed tank	—	Optional	—
Porcelain toilet with approx. 205 l fixed tank (not Charisma 920 G)	—	—	•
Bathroom furnishings: toilet paper holder and shower hook, toilet brush, liquid soap dispenser and toothbrush glasses	•	•	•
Bathroom window	Optional	Optional	•
Mini-Heki with fly screen and pleated shade <sup>1</sup>	•	•	•
Lighting with LED spots	•	•	•
Wardrobe with lighting, Charisma with TWIN-wardrobe (not Charisma 790 L)	•	•	•
Dressing mirror	•	•	•
Spacious mirror cabinet with shelves	•	•	•
1 x 230 V socket	•	•	•

<sup>1</sup> The position of the skylight is determined after taking into account all roof constructions.



# STANDARD EQUIPMENT

## WATER / GAS / HEATING

	CREDO	CARVER	CHARISMA
Central drainage point for wastewater and septic tank	Optional	Optional	•
Gas bottle compartment for 2 x 11 kg gas bottles	•	•	•
Gas controller with crash sensor and automatic bottle changeover	•	•	•
Household siphons	•	•	•
Fresh water and wastewater tank, approx. 160 l each in heated double floor	•	—	—
Fresh water and wastewater tank, approx. 230 l each in heated double floor	Optional	•	—
Fresh water tank approx. 420 l and wastewater tank approx. 320 l (except from Charisma 920 G: wastewater tank approx. 290 l)	—	—	•
Easy wastewater tank cleaning with drain tap in the heated double floor	•	•	•
External cleaning opening on all tanks, accessible from living room	•	•	•
Flush connection with plug system for convenient cleaning of the septic tank	Optional	Optional	•
Wastewater drain hose with quick-lock coupling	•	•	•
Automatic central pressure water pump with filter system	•	•	•
5500 W Alde hot water gas central heater, with thermostatic control and timer, 230 V / 3000 W electrical heating cartridge, non-return valve with integrated hot water boiler for supplying all tapping points	•	•	•
2-zone floor heating, can be regulated separately (living room, bathroom)	Optional	Optional	•
Towel radiator in bathroom with room thermostat	840 l	Optional	•
Engine heat exchanger that uses the engine's cooling water to heat the living room	Optional	Optional	•

## ELECTRONICS / TV / RADIO

Gel battery, 1 x 170 Ah (not for Charisma 920 G)	•	•	•
Gel battery, 2 x 170 Ah	Optional	Optional	920 G
Battery monitoring system with deep discharge protection	•	•	•
230 V CEE connection in the storage area with cable routing through vehicle floor	•	•	•
FI personal protection device	•	•	•
Automatic charger with electronic control and battery temperature sensor, maximum charge current 25 A (not Charisma 920 G)	•	•	•
Inverter from 12 V to 230 V sine wave 600 W with mains priority circuit (not Charisma 920 G)	•	•	•
Combination charger "Kombi" 60 A and sine wave inverter from 12 V to 230 V, 3000 W peak and 1600 continuous output with network compensator	Optional	Optional	920 G
Disconnection of vehicle electrical system by undervoltage with automatic restarting function	•	•	•
1 x 230 V socket at the control centre positioned in in-between floor	•	•	•
Radio prearrangement with 2-way speaker system and VHF / DAB antenna	•	•	—
Double DIN radio with CD / DVD, MP3 and USB connection	Optional	Optional	•
3-way speaker system	Optional	Optional	•
LED lighting in interior	•	•	•
Service-friendly access to the vehicle electrical system with perforated plate housing (not for G models) in rear garage (with G models, in external storage compartment on the right)	•	•	•
Automatic refrigerator switchover when the engine is not running from 12 V to gas / 230 V (with land connection)	•	•	•



# STANDARD EQUIPMENT

## ELECTRONICS / TV / RADIO

	CREDO	CARVER	CHARISMA
Charging converter 50 A for charging the body battery while driving	•	•	•
Automatic charging of body and vehicle battery, charge retention in the event of external power connection and while travelling	•	•	•
Circuit breaker for body battery	•	•	•
Automatic disconnection and connection of body and vehicle battery	•	•	•
LED lighting for rear garage	•	•	•

## ON-BOARD ELECTRONICS

State-of-the-art micro-processor-controlled on-board electronics with BUS technology (binary unit system)	•	•	•
Central regulation and control panel with 4.8" colour display	•	•	—
Central regulation and control panel with 7" colour touch screen display	—	—	•

### Buttons for switching on and off the following devices:

- Panel	•	•	•
- Lighting	•	•	•
- Water pump	•	•	•
- Heating	•	•	•
- Operation via touch screen	—	—	•

### LCD display field for monitoring:

- Fresh water tank (fill level in %)	•	•	•
- Wastewater tank (fill level in %)	•	•	•
- Septic tank (fill level in %)	Optional	Optional	•
- Battery voltage of the vehicle and body battery	•	•	•
- Charging and discharging current	•	•	•
- Indoor and outdoor temperature	•	•	•
- External current supply	•	•	•
- Gas fill level (only in combination with gas tank)	—	—	•
- Date and time with alarm function	•	•	•

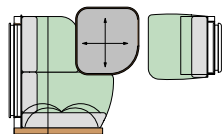
### Alarm equipment for:

- Wastewater tank full	•	•	•
- Fresh water tank empty	•	•	•
- Septic tank full (only in combination with porcelain toilet with fixed tank)	Optional	Optional	•
- Battery undervoltage	•	•	•
- Reserve gas bottle in use	•	•	•
- Extended entrance step	•	•	•

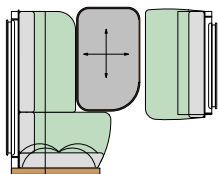
### Battery computer:

- Body battery capacity indicator	Optional	•	•
- Charging and discharging current	Optional	•	•

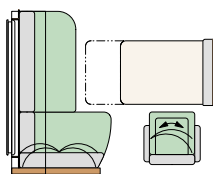
# TECHNICAL SPECIFICATIONS



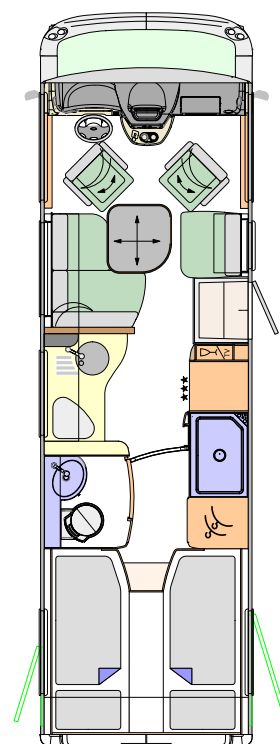
CL-Lounge with 2 seatbelts



CL-Lounge with 2 seatbelts  
(841 L)

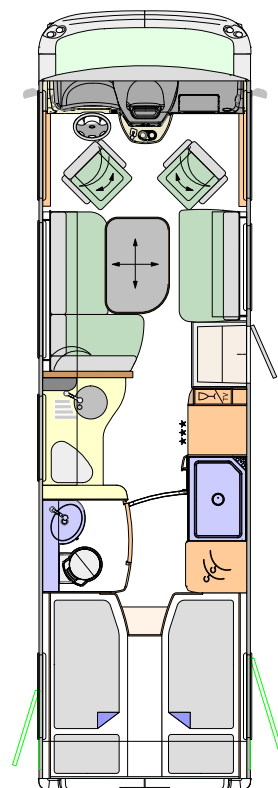
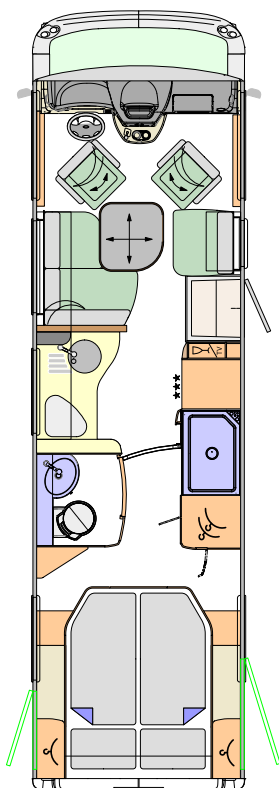
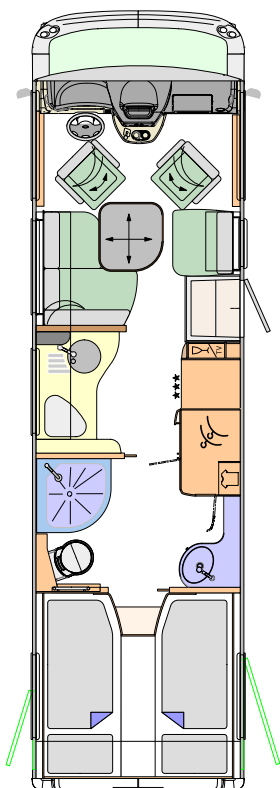


Bar version (841 L)



## CREDO 791 L

<b>BASIC VEHICLE</b>	Iveco Daily
<b>CHASSIS TYPE</b>	50C16
<b>ENGINE</b> (Euro VI d)	4-cylinder
<b>ENGINE CAPACITY</b>	2.3 l
<b>OUTPUT</b>	115 kW (156 hp)
<b>TORQUE</b>	380 Nm
<b>OVERALL LENGTH</b> (mm)	7990
<b>OVERALL WIDTH</b> (mm)	2330
<b>OVERALL HEIGHT</b> (mm)	3210
<b>WHEEL BASE</b> (mm)	4100
<b>GROSS VEHICLE WEIGHT RATIO</b> (kg)	5200
<b>MASS IN RUNNING ORDER</b> (kg)	3990
<b>PAYLOAD</b> (kg)	1210
<b>TRAILER LOAD BRAKED</b> (kg)	3500
<b>SEATS WITH THREE-POINT SEATBELT</b>	3 / 4
<b>LEFT SEAT</b> (mm)	1235 / 890
<b>RIGHT SEAT</b> (mm)	725 / 650
<b>REAR BED</b> (mm)	2 x 2000 / 845
<b>PULL DOWN BED DIMENSIONS</b> (optional, mm)	1950 x 1300
<b>HEIGHT ABOVE PULL DOWN BED</b> (mm)	860
<b>RIGHT GARAGE DOOR, H / W</b> (mm)	1170 x 950
<b>LEFT GARAGE DOOR (OPTIONAL), H / W</b> (mm)	1170 x 750



### CREDO 840 L

### CREDO 841 M

### CREDO 841 L

Iveco Daily	Iveco Daily	Iveco Daily
50C16	50C16	50C16
4-cylinder	4-cylinder	4-cylinder
2.3 l	2.3 l	2.3 l
115 kW (156 hp)	115 kW (156 hp)	115 kW (156 hp)
380 Nm	380 Nm	380 Nm
8490	8490	8490
2330	2330	2330
3210	3210	3210
4500	4500	4500
5200	5200	5200
4095	4095	4095
1105	1105	1105
3500	3500	3500
3 / 4	3 / 4	3 / 4
1235 / 890	1235 / 890	1735 / 890
725 / 650	725 / 650	1225 / 650
2 x 2000 / 845	2000 / 1570	2 x 2000 / 845
1950 x 1300	1950 x 1300	1950 x 1300
860	860	860
1170 x 950	1170 x 950	1170 x 950
1170 x 750	1170 x 750	1170 x 750



# CHASSIS OPTIONAL EQUIPMENT

PART NO.	IVECO DAILY CHASSIS	ADDITIONAL WEIGHT IN KG
21-170-EA-1	<b>Chassis package I 50C</b> Gross vehicle weight ratio 5,600 kg (trailer load max. 3,500 kg) Concorde rear axle package: - Rear axle 2-channel+ air suspension system with "lifting and lowering" function - chassis-optimised shock absorbers at the front and rear ESP, ABS, ASR and hill holder Driver's cabin air conditioning	70
21-170-EA-2	<b>Chassis package II 50C</b> Gross vehicle weight ratio 5,600 kg (trailer load max. 3,500 kg) Concorde rear axle package: - Rear axle 2-channel+ air suspension system with "lifting and lowering" function - chassis-optimised shock absorbers at the front and rear 16" light alloy wheels, front axle with wheel spacers / rear axle wheel covers (FA= 225 / 65 R16; RA= 195 / 75 R16) ESP, ABS, ASR and hill holder Driver's cabin air conditioning	66
21-170-EA-3	<b>Chassis package III 50C</b> Gross vehicle weight ratio 5,600 kg (trailer load max. 3,500 kg) Concorde front and rear axle package: - Front and rear axle air suspension, 4-channel+ system with "auto level" function - chassis-optimised shock absorbers at the front and rear 16" light alloy wheels, front axle with wheel spacers / rear axle wheel covers (FA= 225 / 65 R16; RA= 195 / 75 R16) ESP, ABS, ASR and hill holder Driver's cabin air conditioning	122

# CHASSIS OPTIONAL EQUIPMENT

PART NO.	IVECO DAILY CHASSIS	ADDITIONAL WEIGHT IN KG
21-149-EA-1	Gross vehicle weight ratio 5,600 kg (trailer load max. 3,500 kg)	0
21-020-EA-1	Engine option 1 Iveco Daily C18 (Euro VI d), displacement 3.0 l, 132 kW (180 hp), torque 430 Nm	10
21-020-EA-2	Engine option 2 Iveco Daily C21 (Euro VI d), displacement 3.0 l, 154 kW (210 hp), torque 470 Nm (only in combination with part no. 21-030-EA)	37
21-030-EA	ZF converter automatic transmission	15
21-012-EA	Differential lock for rear axle	15
21-042-EA-3	<b>Comfort and safety package</b> - Adaptive cruise control (ACC) with traffic function - AEBs emergency brake assistant with City-Brake pro - Active lane departure warning system with buzzer - Rain/light sensor	20
21-052-EA	Active tyre pressure monitoring system	2
21-143-EA-2	Wheel spacer II (front axle 58 mm per side, rear axle 65 mm per side)	14
21-143-EA-4	Wheel spacer III (rear axle 65 mm per side) (only in combination with part no. 21-141-EA)	12
21-131-EA-1	Trailer coupling with max. 3,500 trailer load (can only be delivered if mounted at the factory)	29
21-131-EA-2	Trailer coupling with removable ball head (trailer load max. 2,500 kg) (can only be delivered if mounted at the factory)	33
21-132-EA	Heavy-duty rollers at the rear	10
21-140-EA-1	<b>Concorde rear axle package</b> Rear axle 2-channel+ air suspension system with "lifting and lowering" function and chassis-optimised shock absorbers at the front and rear	25
21-140-EA-2	<b>Concorde front and rear axle package</b> Front and rear axle air suspension, 4-channel+ system with "auto level" function and chassis-optimised shock absorbers at the front and rear (only in combination with part no. 21-141-EA-1 or 21-141-EA-2)	81
21-152-EA	Hydraulic supporting jacks with automatic levelling	100
21-530-EA-1	Bi-LED main headlights including LED daytime running lights, fog lights and static cornering lights integrated into the front bumper	5
21-053-EA	Spare wheel with steel rim under the lowered rear of the rear garage	55
21-142-EA	Stainless steel wheel covers	5
21-141-EA-1	16" anthracite / glossy silver light alloy wheels, front axle with wheel spacers, rear axle hubcaps (FA= 225/65 R16; RA= 195/75 R16)	-4
21-141-EA-2	16" black / matt silver light alloy wheels, front axle with wheel spacers, rear axle hubcaps (FA= 225/65 R16; RA= 195/75 R16)	-4
21-311-EA-1	Multi-function steering wheel in leather	1
21-311-EA-2	Concorde multi-function steering wheel, removable	2
21-380-EA	Driver's cabin seats with air conditioning function and seat heating (only in combination with leather upholstery)	5
21-060-EA	Driver's cabin air conditioning	30
21-164-EA	Dual-tone compressed air horn	3
21-910-EA	Commitment charge including full series fuel tank and Adblue tank	0

# BODY OPTIONAL EQUIPMENT

PART NO.	BODY	ADDITIONAL WEIGHT IN KG
21-950-E0-1	<b>Centurion Style package</b> Furnishings in Atlas cedar with roof cabinet fronts in the living and sleeping area in Atlas cedar with handle bars in stainless steel look External decor in "Centurion Style" including decals Windows with tinting in privacy black High-quality microfibre covering for walls and ceiling Blinds in living room with wood look Ambience lighting - Overhead compartments in living room - Trays underneath the overhead compartments in living room - Lower kitchen cupboard Soft-Walk floor covering in yacht-style Living room carpet linked and removable	38
21-950-E0-4	<b>Ambience Style package</b> Furnishings in Atlas cedar with roof cabinet fronts in the living and sleeping area in "high gloss" Senosan cream white Windows with tinting in privacy black High-quality microfibre covering for walls and ceiling Blinds in living room with wood look Ambience lighting - Overhead compartments in living room - Trays underneath the overhead compartments in living room - Lower kitchen cupboard Soft-Walk floor covering with yacht-style Living room carpet linked and removable	38



# BODY OPTIONAL EQUIPMENT

PART NO.	BODY	ADDITIONAL WEIGHT IN KG
21-950-E0-2	<b>Ambience Style package</b> Furnishings in Morettini Pear with roof cabinet fronts in the living and sleeping area in "high gloss" Morettini pear Windows with tinting in privacy black High-quality microfibre covering for walls and ceiling Blinds in living room with wood look Ambience lighting - Overhead compartments in living room - Trays underneath the overhead compartments in living room - Lower kitchen cupboard Soft-Walk floor covering with slate look Living room carpet linked and removable	38
21-950-E0-3	<b>Ambience Style package</b> Furnishings in Morettini Pear with roof cabinet fronts in the living and sleeping area in "high gloss" Senosan cream white Windows with tinting in privacy black High-quality microfibre covering for walls and ceiling Blinds in living room with wood look Ambience lighting - Overhead compartments in living room - Trays underneath the overhead compartments in living room - Lower kitchen cupboard Soft-Walk floor covering with slate look Living room carpet linked and removable	38

# BODY OPTIONAL EQUIPMENT

PART NO.	BODY	ADDITIONAL WEIGHT IN KG
21-218-E0	External decor in "Centurion Style" including decals	1
21-211-E0-1	„Security Plus“ entry door with combination safety lock, remote control via ignition key and key emergency switch, „Interstop“ door protection	0
21-217-E0	Garage door left 1170 x 750 mm	4
21-481-E0	Additional rigging bar in garage at the height of living room floor	3
21-481-E0-2	Lashing system with airline rails and 4 lashing rings embedded in rear garage floor	4
21-232-E0-1	5.5 m side wall awning, mechanical (791 L)	54
21-232-E0-2	5.5 m side wall awning, electric (791 L)	60
21-232-E0-3	6.0 m side wall awning, mechanical (840 L, 841 L, 841 M)	62
21-232-E0-4	6.0 m side wall awning, electric (840 L, 841 L, 841 M)	66
21-532-E0	LED side wall lighting beneath the awning	2
21-542-E0-1	LED lighting for storage areas in the double floor	1
21-252-E0	Coach style wiper system	15
21-950-E0-4	<b>Coach view package</b>	
	-Coach style wiper system	
	-External coach mirror (long) with wide angle, electrically heated and adjustable	31
21-216-E0-2	Front mirror right and left for external coach mirror (long) (only in combination with part no. 21-950-E0-4)	2
21-216-E0-3	External coach mirror (long) in Centurion-style, painted white (only in combination with part no. 21-950-E0-4)	0
21-213-E0-1	Windows with tinting in privacy black	0
21-212-E0	Side windows in driver's cabin with insulation glazing and electrical actuation	3
21-330-E0-1	Electrical sun blind in driver's cabin for windscreen	5
21-310-E0-1	Dashboard cover in textile leather upholstery with lock-stitch seams	2
21-310-E0-2	Dashboard and dashboard cover in faux leather, bi-colour "Savannah / Terra" upholstery	3
21-310-E0-3	Dashboard and dashboard cover in faux leather, bi-colour "Cream-Beige / Terra" upholstery	3
21-310-E0-4	Dashboard and dashboard cover in faux leather, bi-colour "Mother of Pearl / Terra" upholstery	3
21-310-E0-5	Dashboard and dashboard cover in faux leather, bi-colour "Coco / Terra" upholstery	3

# BODY OPTIONAL EQUIPMENT

PART NO.	LIVING ROOM / BEDROOM AREA	ADDITIONAL WEIGHT IN KG
21-605-E0	Roof cabinet fronts in the living and sleeping area in "high gloss" Senosan cream white	8
21-600-E0-4	Furnishings in Atlas cedar with roof cabinet fronts in the living and sleeping area in Atlas cedar with handle bars in stainless steel look	8
21-600-E0-5	Furnishings in Atlas cedar with roof cabinet fronts in the living and sleeping area in "high gloss" Senosan cream white	8
21-600-E0-2	Furnishings in Morettini Pear with roof cabinet fronts in the living and sleeping area in "high gloss" Morettini pear	8
21-600-E0-3	Furnishings in Morettini Pear with roof cabinet fronts in the living and sleeping area in "high gloss" Senosan cream white	8
21-219-E0-1	Colour-coordinated, high-quality microfibre coverings for walls and ceiling	0
21-330-E0-2	"Privacy" front privacy blinds (adjustable pull-up screen from the bottom upwards)	4
21-260-E0-1	Pull down bed with mechanical actuation and slat frame, spring base, instead of front wall units	45
21-260-E0-2	Pull down bed with electrical actuation and slat frame, spring base, instead of front wall units	53
21-722-E0	Blinds in living room with wood look	5
21-682-E0	CL-Lounge with 2 seats with seatbelts (4-person approval)	24
21-681-E0	Bar version with adjustable individual seat (841 L) (4-person approval) (including extendible table)	46
21-689-E0-1	Extendible table (not in combination with bar version)	4
21-689-E0-2	Lowerable table with upholstered table cover (not in combination with bar version)	8
21-689-E0-3	Pull-out and lowerable table with upholstered table cover (not in combination with bar version)	10
21-652-E0-1	Rear bed with spring base and adjustable headrest (791 L, 840 L, 841 L)	6
21-652-E0-2	Rear bed with spring base and adjustable headrest (841 M)	6
21-650-E0-1	Overhead compartment, rear and both sides (twin bed)	25
21-231-E0-1	Midi-Heki instead of Mini-Heki (living room) <sup>1</sup>	6
21-231-E0-2	Panorama skylight (Heki 3) instead of Midi-Heki (living room) <sup>1</sup>	13
21-231-E0-3	Panorama skylight (Heki 3) instead of Mini-Heki (bedroom) <sup>1</sup>	19
21-540-E0	<b>Ambience lighting</b> Indirect lighting with LED light band for: - Overhead compartments in living room - Trays underneath the overhead compartments in living room - Lower kitchen cupboard	3



# BODY OPTIONAL EQUIPMENT

PART NO.	KITCHEN	ADDITIONAL WEIGHT IN KG
21-630-E0	177 l refrigerator / oven combination instead of standard 177 l refrigerator	23
21-630-E0-1	177 l refrigerator / microwave combination instead of standard 177 l refrigerator	23
21-630-E0-2	177 l compressor refrigerator	0
21-630-E0-3	177 l compressor refrigerator / microwave combination	23
21-231-E0-4	Roof ventilator with ventilation and aeration <sup>1</sup>	4

## ELECTRONICS

21-511-E0-1	<b>Electronic power package I</b> 1 x 170 Ah additional gel battery (total of 2 batteries), combination charger 60 A, sine wave inverter from 12 V to 230 V, 3000 W peak and 1600 W continuous output with network compensator	68
21-511-E0-2	<b>Electronic power package II</b> 2 x 170 Ah additional gel batteries (total of 3 batteries), combination charger 100 A, sine wave inverter from 12 V to 230 V, 4000 W peak and 2200 W continuous output with network compensator	125
21-511-E0-3	<b>Electronic power package "Ultra Power"</b> 1 x 400 Ah lithium battery (instead of series body batteries), combination charger 150 A, sine wave inverter from 12 V to 230 V, 6000 W peak and 3000 W continuous output with network compensator	11
21-511-E0-4	<b>Charging current package for body batteries</b> Charger converter 90 A Optional operation of air conditioning via inverter during driving Switch-off of air conditioning through inverter by a battery capacity of 5% (only in combination with part no. 21-511-E0-2 or 21-511-E0-3)	6
21-581-E0	Alarm system with surveillance of garage door and living room door	3
21-560-E0	Double reverse camera with shutter (only in combination with part no. 21-555-E0-1, 21-555-E0-2 or 21-555-E0-5) (Eurocargo)	4
21-561-E0	Bird view 4-camera panoramic vision system (only in combination with part no. 21-555-E0-1, 21-555-E0-2 or 21-555-E0-5) (not in combination with part no. 21-560-E0)	4
21-570-E0-1	Solar panels with approx. 180 W maximum power	15
21-570-E0-2	Solar panels with approx. 2 x 180 W maximum power	30

<sup>1</sup> The position of the skylight is determined after taking into account all roof constructions.

# BODY OPTIONAL EQUIPMENT

PART NO.	TV / RADIO / PHONE	ADDITIONAL WEIGHT IN KG
21-550-E0-1	<b>Satellite TV system with 24" Full HD LED Smart TV in entrance area</b> Satellite TV system with 85 cm mirror, fully automatic alignment, multiple-subscriber configuration by means of TWIN-LNB, connection for second receiver with 12 V and antenna socket in bedroom, audio supplied via radio system (total vehicle height plus approx. 120 mm)	38
21-551-E0	DVB-T2 exterior antenna for receiving terrestrial television (for 2 TV devices)	2
21-552-E0-1	24" Full HD LED Smart TV for rear sleeping compartment with integrated TV tuner (791 L, 840 L, 841 L)	15
21-552-E0-2	22" Full HD LED Smart TV for rear sleeping compartment with integrated TV tuner (841 M)	15
21-557-E0-1	LTE WLAN router for amplifying external WLAN signals and Internet TV streaming	1
21-555-E0-1	Double DIN radio with 6.2" display, CD/DVD, MP3 and USB connection as well as mobile phone hands-free module with Bluetooth	4
21-555-E0-2	Double DIN radio with 7" display, DAB+ tuner, MP3 and USB connection as well as mobile phone hands-free module with Bluetooth	4
21-555-E0-5	Navigation system (with truck software and 8" touch-screen, integrated radio with DAB+, MP3 playback and hands-free device for telephone with Bluetooth)	4
21-556-E0-1	Sound system (2 x 2-way speaker system in driver's cabin, 2 x 2-way speaker system in the living room, subwoofer, sound processor)	25
21-556-E0-2	Acoustic package in rear sleeping compartment (2 x 2-way speaker system, 2 x mid/bass speakers and 4-channel amplifier for sound optimisation of LED flat screen)	20
21-521-E0	Socket combination, 230 V / 12 V / antenna, in double floor with floor routing, position: In external storage compartment, right side in the direction of travel (for optional external TV connection) (sat output)	1

# BODY OPTIONAL EQUIPMENT

PART NO.	WATER / GAS / HEATING / BATHROOM	ADDITIONAL WEIGHT IN KG
21-424-E0	External shower in the garage (driver's side)	2
21-421-E0-1	Fresh water tank approx. 230 l (instead of 160 l)	8
21-421-E0-2	Freshwater and wastewater tank, approx. 230 l each (instead of 160 l)	16
21-436-E0	Porcelain toilet with approx. 160 l fixed tank	28
21-433-E0	Additional cassette toilet with support trough	3
21-617-E0-1	SOG toilet ventilation system over the roof (for cassette toilet)	1
21-617-E0-2	SOG comfort toilet ventilation with activated carbon filter for fixed tank (extraction at toilet bowl) (only in combination with part no. 21-436-E0)	1
21-582-E0	Gas alarm for monitoring the living room (carbon monoxide, propane, butane, paralysing gas, KO gas)	2
21-443-E0	External gas socket on the passenger's side (BBQ point)	1
21-151-E0	Gas tank approx. 60 l (in double floor) with gas prefilter, secondary gas filling point, crash sensor and fill level indicator in the control panel display (including gas tank filling)	65
21-575-E0	2400 W roof air conditioning with 1700 W heating element (total vehicle height plus 130 mm) <sup>3</sup>	34
21-153-E0	"Motor Caravan" diesel auxiliary heating with convenient permanent heating function (5200 W) including timer	10
21-154-E0	Engine heat exchanger including electric valve that uses the engine's cooling water to heat the living room	5
21-419-E0	Sleeping area heating circuit, separately adjustable	7
21-475-E0	2-zone floor heating, can be regulated separately (living room, bathroom)	10
21-418-E0	6 l Alde-Flow additional hot water boiler	8
21-213-E0	Side window in bathroom (840 L)	2
21-618-E0	Overhead compartment in bathroom (840 L)	6
21-619-E0	Mirrored cabinet in- and outside	1
21-612-E0	Shower with real glass doors	15

<sup>3</sup> If not ordered otherwise, the roof air conditioning is installed in the living room.

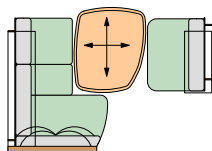
# BODY OPTIONAL EQUIPMENT

PART NO.	UPHOLSTERY FABRIC / LEATHER / CARPET		ADDITIONAL WEIGHT IN KG
21-700-E0-1	"Maxwell" textile / microfibre upholstery including colour-coordinated window decoration	Series	0
21-700-E0-2	"Caramel" textile / microfibre upholstery including colour-coordinated window decoration	Series	0
21-700-E0-3	"Island" textile / microfibre upholstery including colour-coordinated window decoration	Series	0
21-700-E0-4	"Toffee" textile-leather upholstery with "Redonda" foam look including colour-coordinated window decoration		15
21-700-E0-5	"Cream-Beige" leather upholstery including colour-coordinated window decoration and colour-coordinated Concorde collection		25
21-700-E0-6	"Savannah" leather upholstery including colour-coordinated window decoration and colour-coordinated Concorde collection		25
21-700-E0-7	"Coco" leather upholstery including colour-coordinated window decoration and colour-coordinated Concorde collection		25
21-700-E0-11	"Mother of Pearl" leather upholstery including colour-coordinated window decoration and colour-coordinated Concorde collection		25
21-700-E0-8	Bi-colour "Creme-Beige / Terra" leather upholstery including colour-coordinated window decoration and colour-coordinated Concorde collection		25
21-700-E0-12	Bi-colour "Savannah / Terra" leather upholstery including colour-coordinated window decoration and colour-coordinated Concorde collection		25
21-700-E0-13	Bi-colour "Mother of Pearl / Terra" leather upholstery including colour-coordinated window decoration and colour-coordinated Concorde collection		25
21-700-E0-9	Textile/microfibre upholstery with "Redonda" foam look		0
21-700-E0-10	Leather upholstery with "Redonda" foam look		0
21-721-E0-1	Concorde collection "Maxwell": 2 x small pillows, 2 x big pillows, 2 x blankets		5
21-721-E0-2	Concorde collection "Caramel": 2 x small pillows, 2 x big pillows, 2 x blankets		5
21-721-E0-3	Concorde collection "Island": 2 x small pillows, 2 x big pillows, 2 x blankets		5
21-721-E0-4	Concorde collection "Toffee": 2 x small pillows, 2 x big pillows, 2 x blankets		5
21-471-E0-1	Soft-Walk floor covering with ship's-deck look (recommended for Noce furniture)	Series	0
21-471-E0-2	Soft-Walk floor covering with slate look (recommended for Morettini Pear furniture)	Free of charge	0
21-471-E0-4	Soft-Walk floor covering in yacht-style (recommended for Atlas cedar furniture)	Free of charge	0
21-730-E0-1	Living room carpet linked and removable, colour: Creme		10
21-730-E0-2	Living room carpet linked and removable, colour: Grey brown		10
21-730-E0-3	Living room carpet linked and removable, colour: Novus light beige		10

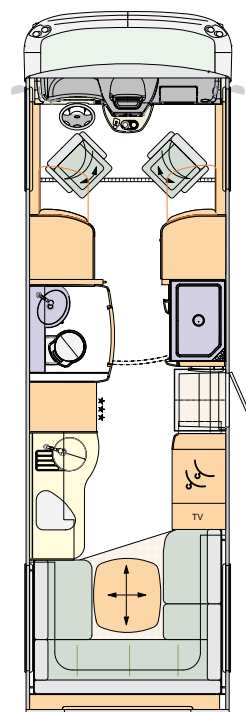
Concorde uses only the highest-quality fabrics and leather with a special dirt-repellent coating.

The mass in running order contains: The dry weight of the standard equipment including the driver (75 kg), filled fuel tank, 100 l of fresh water, 1 x filled 11 kg steel gas bottle, vehicle tool kit. The empty weight and dimensions can change if special equipment and accessories are installed. All dimension and weight specifications correspond to the state of knowledge at the time of printing. Deviations of +/- 5% are possible and permissible.

# TECHNICAL SPECIFICATIONS



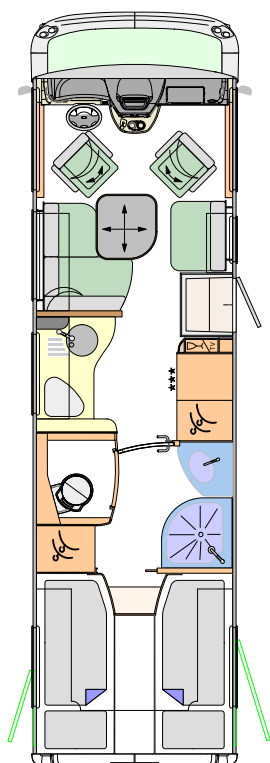
Optional seating groups 791 L, 844 L



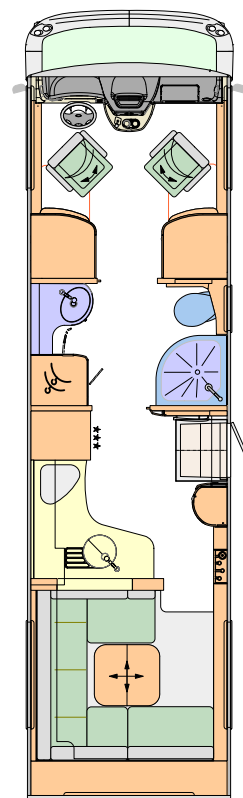
## CARVER 791 RL

<b>BASIC VEHICLE</b>	Iveco Daily
<b>CHASSIS TYPE</b>	65C18
<b>ENGINE</b> (Euro VI d)	4-cylinder
<b>ENGINE CAPACITY</b>	3.0 l
<b>OUTPUT</b>	132 kW (180 hp)
<b>TORQUE</b>	350 Nm
<b>OVERALL LENGTH</b> (mm)	8085
<b>OVERALL WIDTH</b> (mm)	2380
<b>OVERALL HEIGHT</b> (mm)	3460
<b>WHEEL BASE</b> (mm)	4350
<b>GROSS VEHICLE WEIGHT RATIO</b> (kg)	6500
<b>MASS IN RUNNING ORDER</b> (kg)	4985
<b>PAYLOAD</b> (kg)	1515
<b>TRAILER LOAD BRAKED</b> (kg)	3500
<b>SEATS WITH THREE-POINT SEATBELT</b>	2 / 4
<b>LEFT SITTING AREA</b> (mm)	—
<b>RIGHT SEAT</b> (mm)	—
<b>REAR BED</b> (mm)	—
<b>REAR SITTING AREA</b>	2000 / 1600
<b>PULL DOWN BED DIMENSIONS</b> (optional in 791 RL and 890 RRL series) (mm)	2 x 2000 / 830
<b>HEIGHT ABOVE PULL DOWN BED</b> (mm)	1000
<b>RIGHT GARAGE DOOR, H / W</b> (mm)	1070 / 1150
<b>LEFT GARAGE DOOR (OPTIONAL), H / W</b> (mm)	1070 / 680





**CARVER 844 L**



**CARVER 890 RRL**

Iveco Daily	Iveco Daily
65C18	70C18
4-cylinder	4-cylinder
3.0 l	3.0 l
132 kW (180 hp)	132 kW (180 hp)
350 Nm	350 Nm
8660	9085
2380	2380
3460	3460
4750	5100
6500	7200
5020	5260
1480	1940
3500	3500
3 / 4	2 / 4 <sup>1</sup>
1235 / 890	—
795 / 640	—
2 x 2000 / 845	—
—	2000 / 1350 / 830
2000 / 1350	2 x 2000 / 830
860	1000
1250 / 1150	1070 / 1150
1250 / 800	1070 / 680

<sup>1</sup> 2 x lap belts in the seat against the driving direction  
For additional information on dimensions and weight units, see page 37.

# CHASSIS OPTIONAL EQUIPMENT

PART NO.	IVECO DAILY CHASSIS	ADDITIONAL WEIGHT IN KG
21-170-PA-3	<b>Chassis package I 65C</b> Gross vehicle weight ratio 7,200 kg, (trailer load max. 3,300 kg) Differential lock for rear axle Concorde rear axle package: - Rear axle 2-channel+ air suspension system with "lifting and lowering" function - adapted rolling piston for the air bellows and chassis-optimised shock absorbers at the front and rear ESP, ABS, ASR and hill holder Driver's cabin air conditioning	70
21-170-PA-4	<b>Chassis package II 65C</b> Gross vehicle weight ratio 7,200 kg, (trailer load max. 3,300 kg) Differential lock for rear axle Concorde front and rear axle package: - Front and rear axle air suspension, 4-channel+ system with "auto level" function - adapted rolling piston for the air bellows and chassis-optimised shock absorbers at the front and rear ESP, ABS, ASR and hill holder 16" light alloy wheels, front axle with wheel spacers / aluminium rear axle wheel covers Driver's cabin air conditioning	126

# CHASSIS OPTIONAL EQUIPMENT

PART NO.	IVECO DAILY CHASSIS	ADDITIONAL WEIGHT IN KG
21-170-PA-5	<b>Chassis package I 70C</b> (only in combination with part no. 21-011-PA-2) Gross vehicle weight ratio 7,490 kg, (trailer load max. 3,000 kg) Differential lock for rear axle Concorde rear axle package: - Rear axle 2-channel+ air suspension system with "lifting and lowering" function - adapted rolling piston for the air bellows and chassis-optimised shock absorbers at the front and rear ESP, ABS, ASR and hill holder Driver's cabin air conditioning	70
21-170-PA-6	<b>Chassis package II 70C</b> (only in combination with part nos. 21-011-PA-2) Gross vehicle weight ratio 7,490 kg, (trailer load max. 3,000 kg) Differential lock for rear axle Concorde front and rear axle package: - Front and rear axle air suspension, 4-channel+ system with "auto level" function - adapted rolling piston for the air bellows and chassis-optimised shock absorbers at the front and rear ESP, ABS, ASR and hill holder 16" light alloy wheels, front axle with wheel spacers / aluminium rear axle wheel covers Driver's cabin air conditioning	126

# CHASSIS OPTIONAL EQUIPMENT

PART NO.	IVECO DAILY CHASSIS	ADDITIONAL WEIGHT IN KG
21-149-PA-2	Gross vehicle weight ratio 7,200 kg (chassis version 65C) (trailer load max. 3,300 kg)	0
21-149-PA-3	Gross vehicle weight ratio 7,490 kg (chassis version 70C) (trailer load max. 3,000 kg)	0
21-149-PA-4	Increased payload of front axle 2,900 kg (only in combination with chassis variant 70C and light alloy wheels)	0
21-011-PA-2	Chassis version Iveco Daily 70C (7,000 kg gross vehicle weight) (Series 890 RRL)	30
21-020-PA-1	Engine option 1 Iveco Daily C21 (Euro VI), displacement 3.0 l, 154 kW (210 hp), torque 470 Nm (only in combination with 21-030-PA)	37
21-030-PA	ZF converter automatic transmission	15
21-012-PA	Differential lock for rear axle	15
21-021-PA	Telma retarder (only in combination with part no. 21-149-PA-4)	124
21-042-PA-3	<b>Comfort and safety package</b> - Adaptive cruise control (ACC) with traffic function - AEBS emergency brake assistant with City-Brake pro - Active lane departure warning system with buzzer - Rain/light sensor	20
21-052-PA	Active tyre pressure monitoring system (not in combination with part no. 21-151-P0)	2
21-131-PA-1	Trailer coupling with max. 3,500 trailer load (depending on selected load) (can only be delivered if mounted at the factory)	29
21-131-PA-2	Trailer coupling with removable ball head (trailer load max. 2,500 kg) (can only be delivered if mounted at the factory)	33
21-140-PA-1	<b>Concorde rear axle package:</b> Rear axle 2-channel+ air suspension system with "lifting and lowering" function, adapted rolling piston for the air bellows and chassis-optimised shock absorbers at the front and rear	25
21-140-PA-2	<b>Concorde front and rear axle package:</b> Front and rear axle air suspension, 4-channel+ system with "auto level" function, adapted rolling piston for the air bellows and chassis-optimised shock absorbers at the front and rear (only in combination with part no. 21-141-PA-1 or 21-141-PA-2)	81

# CHASSIS OPTIONAL EQUIPMENT

PART NO.	IVECO DAILY CHASSIS	ADDITIONAL WEIGHT IN KG
21-140-PA-3	<b>Concorde ActiveAir chassis package</b> ActiveAir (electronic chassis stabilisation) Front and rear axle air suspension, 4-channel+ system with "auto level" function, adapted rolling piston for the air bellows and chassis-optimised shock absorbers at the front and rear (only in combination with part no. 21-141-PA-1 or 21-141-PA-2)	93
21-152-PA	Hydraulic supporting jacks with automatic levelling	100
21-014-PA-1	Fuel tank, 120 l	35
21-530-PA-1	Bi-LED main headlights including LED daytime running lights, fog lights and static cornering lights integrated into the front bumper	5
21-053-PA	Spare wheel with steel rim under the lowered rear of the rear garage	55
21-142-PA	Stainless steel wheel covers	5
21-141-PA-1	16" anthracite / glossy silver light alloy wheels, front axle with wheel spacers, aluminium rear axle wheel covers	-2
21-141-PA-2	16" black / matt silver light alloy wheels, front axle with wheel spacers, aluminium rear axle wheel covers	-2
21-311-PA-1	Multi-function steering wheel in leather	1
21-311-PA-2	Concorde multi-function steering wheel in leather, removable	2
21-380-PA-1	Luxury driver's cabin suspension seats, air suspension with lumbar support and seat heating	35
21-380-PA-2	Driver's cabin seats with air conditioning function and seat heating (only in combination with leather upholstery)	5
21-380-PA-3	Luxury driver's cab suspension seats, air suspension with lumbar supports, air conditioning function and seat heating (only in combination with leather model)	35
21-060-PA	Driver's cabin air conditioning	30
21-164-PA	Dual-tone compressed air horn	3
21-910-PA	Commitment charge including full series fuel tank and Adblue tank	0



# BODY OPTIONAL EQUIPMENT

PART NO.	BODY	ADDITIONAL WEIGHT IN KG
21-950-P0-1	<b>Centurion Style package</b> Furnishings in Atlas cedar with roof cabinet fronts in the living and sleeping area in Atlas cedar with handle bars in stainless steel look External decor in "Centurion Style" including decals Windows with tinting in privacy black High-quality microfibre covering for walls and ceiling Blinds in living room with wood look Ambience lighting - Overhead compartments in living room - Trays underneath the overhead compartments in living room - Lower kitchen cupboard Soft-Walk floor covering in yacht-style Living room carpet linked and removable	38
21-950-P0-4	<b>Ambience Style package</b> Furnishings in Atlas cedar with roof cabinet fronts in the living and sleeping area in "high gloss" Senosan cream white Windows with tinting in privacy black High-quality microfibre covering for walls and ceiling Blinds in living room with wood look Ambience lighting - Overhead compartments in living room - Trays underneath the overhead compartments in living room - Lower kitchen cupboard Soft-Walk floor covering in yacht-style Living room carpet linked and removable	38

# BODY OPTIONAL EQUIPMENT

PART NO.	BODY	ADDITIONAL WEIGHT IN KG
21-950-P0-2	<b>Ambience Style package</b> Furnishings in Morettini Pear with roof cabinet fronts in the living and sleeping area in "high gloss" Morettini pear Windows with tinting in privacy black High-quality microfibre covering for walls and ceiling Blinds in living room with wood look Ambience lighting - Overhead compartments in living room - Trays underneath the overhead compartments in living room - Lower kitchen cupboard Soft-Walk floor covering with slate look Living room carpet linked and removable	38
21-950-P0-3	<b>Ambience Style package</b> Furnishings in Morettini Pear with roof cabinet fronts in the living and sleeping area in "high gloss" Senosan cream white Windows with tinting in privacy black High-quality microfibre covering for walls and ceiling Blinds in living room with wood look Ambience lighting - Overhead compartments in living room - Trays underneath the overhead compartments in living room - Lower kitchen cupboard Soft-Walk floor covering with slate look Living room carpet linked and removable	38

# BODY OPTIONAL EQUIPMENT

PART NO.	BODY	ADDITIONAL WEIGHT IN KG
21-218-P0	External decor in "Centurion Style" including decals	1
21-211-P0-1	„Security Plus“ entry door with combination safety lock, remote control via ignition key and key emergency switch, „Interstop“ door protection	0
21-217-P0-1	Left garage door 1250 x 800 mm (not for 791 RL, 890 RRL)	5
21-217-P0-2	Garage flap on passenger side 1250 x 1150 mm (instead of series door)	6
21-217-P0-3	Left garage door 1070 x 680 mm (791 RL, 890 RRL)	5
21-481-P0	Additional rigging bar in garage at the height of living room floor	3
21-481-P0-2	Lashing system with airline rails and 4 lashing rings embedded in rear garage floor	4
21-217-P0	Central locking system for storage space flaps (without skirting panel flaps and gas locker door)	5
21-232-P0-1	5.5 m side wall awning, mechanical (791 RL)	54
21-232-P0-2	5.5 m side wall awning, electric (791 RL)	58
21-232-P0-3	6.0 m side wall awning, mechanical (844 L, 890 RRL)	62
21-232-P0-4	6.0 m side wall awning, electric (844 L, 890 RRL)	66
21-532-P0	LED side wall lighting beneath the awning	2
21-531-P0	LED rear wall lighting for optimum manoeuvring in darkness (791 RL, 890 RRL)	2
21-542-P0-1	LED lighting for storage areas in the double floor	1
21-216-P0-1	External coach mirror (long) with wide angle, electrically heated, adjustable	16
21-216-P0-2	Front mirror right and left for external coach mirror (long) (only in combination with part no. 21-216-P0-1)	2
21-216-P0-3	External coach mirror (long) in Centurion-style, painted white (only in combination with part no. 21-216-P0-1)	0
21-250-P0	Panorama laminated glass windscreen with heated windscreen	2
21-212-P0	Side windows in driver's cabin with insulation glazing and electrical actuation	3
21-213-P0-1	Windows with tinting in privacy black	0
21-330-P0-1	Electrical sun blind in driver's cabin for windscreen	5
21-310-P0-1	Dashboard cover in textile leather and with lock-stitch seams (only 844 L)	2
21-310-P0-2	Dashboard and dashboard cover in faux leather, bi-colour "Savannah / Terra" upholstery (Series 791 RL/890 RRL)	3
21-310-P0-3	Dashboard and dashboard cover in faux leather, bi-colour "Cream-Beige / Terra" upholstery (Series 791 RL/890 RRL)	3
21-310-P0-4	Dashboard and dashboard cover in faux leather, bi-colour "Mother of Pearl / Terra" upholstery (Series 791 RL/890 RRL)	3
21-310-P0-5	Dashboard and dashboard cover in faux leather, bi-colour "Coco / Terra" upholstery (Series 791 RL/890 RRL)	3

# BODY OPTIONAL EQUIPMENT

PART NO.	LIVING ROOM / BEDROOM AREA	ADDITIONAL WEIGHT IN KG
21-605-P0	Roof cabinet fronts in the living and sleeping area in "high gloss" Senosan cream white	8
21-600-P0-4	Furnishings in Atlas cedar with roof cabinet fronts in the living and sleeping area in Atlas cedar with handle bars in stainless steel look	8
21-600-P0-5	Furnishings in Atlas cedar with roof cabinet fronts in the living and sleeping area in "high gloss" Senosan cream white	8
21-600-P0-2	Furnishings in Morettini Pear with roof cabinet fronts in the living and sleeping area in "high gloss" Morettini pear	8
21-600-P0-3	Furnishings in Morettini Pear with roof cabinet fronts in the living and sleeping area in "high gloss" Senosan cream white	8
21-219-P0-1	Colour-coordinated, high-quality microfibre coverings for walls and ceiling	0
21-330-P0-2	"Privacy" front privacy blinds (adjustable pull-up screen from the bottom upwards)	4
21-260-P0-1	Pull down bed with mechanical actuation, with spring base, instead of front wall unit	45
21-260-P0-2	Pull down bed with electrical actuation, with spring base, instead of front wall unit	53
21-722-P0	Blinds in living room with wood look	5
21-686-P0-1	2 x lap belts in the seat against the driving direction (including 4-person approval) (for 890 RRL)	55
21-686-P0-2	2 x three-point belts in round seating area facing the direction of travel (including 4-person approval) (for 791 RL)	40
21-381-P0	Adjustable individual seat behind the passenger seat (for 791 RL, 890 RRL)	60
21-682-P0-1	CL-Lounge (4-person approval) (844 L)	24
21-689-P0-3	Extendible table	4
21-689-P0-1	Lowerable table with upholstered table cover	8
21-689-P0-4	Pull-out and lowerable table with upholstered table cover	10
21-652-P0-1	Rear bed with spring base and adjustable headrest (844 L)	6
21-231-P0-1	Midi-Heki instead of Mini-Heki (living room) <sup>1</sup>	6
21-231-P0-2	Panorama skylight (Heki 3) instead of Midi-Heki (living room) <sup>1</sup>	13
21-231-P0-3	Panorama skylight (Heki 3) instead of Mini-Heki (bedroom) <sup>1</sup>	19
21-540-P0	<b>Ambience lighting</b> Indirect lighting with LED light band for: <ul style="list-style-type: none"> <li>- Ceiling canopy in living room</li> <li>- Trays underneath the overhead compartments in the living room</li> <li>- Lower kitchen cupboard</li> <li>- Dashboard</li> </ul>	3

<sup>1</sup> The position of the skylight is determined after taking into account all roof constructions.

# BODY OPTIONAL EQUIPMENT

PART NO.	KITCHEN	ADDITIONAL WEIGHT IN KG
21-622-P0-1	Mineral kitchen worktop with seamless sunken sink. Stainless steel 3-flame hob with automatic ignition and glass cover and glass inlay, colour: marble white	20
21-630-P0	177 l refrigerator / oven combination instead of standard 177 l refrigerator	23
21-630-P0-1	177 l refrigerator / microwave combination instead of standard 177 l refrigerator	23
21-630-P0-2	177 l compressor refrigerator	0
21-630-P0-3	177 l compressor refrigerator / microwave combination	23
21-231-P0-4	Roof ventilator with ventilation and aeration <sup>1</sup>	4

<sup>1</sup> The position of the skylight is determined after taking into account all roof constructions.



# BODY OPTIONAL EQUIPMENT

PART NO.	ELECTRONICS	ADDITIONAL WEIGHT IN KG
21-511-P0-1	<b>Electronic power package I</b> 1 x 170 Ah additional gel battery (total of 2 batteries), combination charger 60 A, sine wave inverter from 12 V to 230 V, 3000 W peak and 1600 W continuous output with network compensator	68
21-511-P0-2	<b>Electronic power package II</b> 2 x 170 Ah additional gel batteries (total of 3 batteries), combination charger 100 A, sine wave inverter from 12 V to 230 V, 4000 W peak and 2200 W continuous output with network compensator	125
21-511-P0-3	<b>Electronic power package "Ultra Power"</b> 1 x 400 Ah lithium battery (instead of series body batteries), combination charger 150 A, sine wave inverter from 12 V to 230 V, 6000 W peak and 3000 W continuous output with network compensator	11
21-511-P0-4	<b>Charging current package for body batteries</b> Charger converter 90 A Optional operation of air conditioning via inverter during driving Switch-off of air conditioning through inverter by a battery capacity of 5% (only in combination with part no. 21-511-P0-2 or 21-511-P0-3)	6
21-581-P0	Alarm system with surveillance of the garage doors and the living room door	3
21-560-P0	Double reverse camera with shutter (only in combination with part no. 21-555-P0-1, 21-555-P0-2 or 21-555-P0-5)	4
21-561-P0	Bird view 4-camera panoramic vision system (only in combination with part no. 21-555-P0-1, 21-555-P0-2 or 21-555-P0-5) (not in combination with part no. 21-560-P0)	4
21-570-P0-1	Solar panels with approx. 180 W maximum power	15
21-570-P0-2	Solar panels with approx. 2 x 180 W maximum power	30
21-150-P0	2600 W gas generator, permanently installed (only in combination with part no. 21-151-P0)	50

# BODY OPTIONAL EQUIPMENT

PART NO.	TV / RADIO / PHONE	ADDITIONAL WEIGHT IN KG
21-550-P0-1	<b>Satellite TV system I with 24" Full HD LED Smart TV in entrance area (844 L)</b> Satellite TV system with 85 cm mirror, fully automatic alignment, multiple-subscriber configuration by means of TWIN-LNB, connection for second receiver with 12 V and antenna socket in bedroom, audio supplied via radio system (total vehicle height plus approx. 120 mm)	38
21-550-P0-2	<b>Satellite TV system III with 32" Full HD LED Smart TV in roof cabinet above the windscreen, not lowerable (844 L)</b> Satellite TV system with 85 cm mirror, fully automatic alignment, multiple-subscriber configuration by means of TWIN-LNB, connection for second receiver with 12 V and antenna socket in bedroom, audio supplied via radio system (total vehicle height plus approx. 120 mm) (not in combination with pull down bed)	43
21-550-P0-3	<b>Satellite TV system with 24" Full HD LED Smart TV round seating area to the right on sideboard (791 RL)</b> Satellite TV system with 85 cm mirror, fully automatic alignment, multiple-subscriber configuration by means of TWIN-LNB, connection for second receiver with 12 V and antenna socket in bedroom, audio supplied via radio system (total vehicle height plus approx. 120 mm)	38
21-550-P0-4	<b>Satellite TV system with 32" Full HD LED Smart TV, rear right (890 RRL)</b> Satellite TV system with 85 cm mirror, fully automatic alignment, multiple-subscriber configuration by means of TWIN-LNB, connection for second receiver with 12 V and antenna socket in bedroom, audio supplied via radio system (total vehicle height plus approx. 120 mm)	45

## BODY OPTIONAL EQUIPMENT

PART NO.	TV / RADIO / PHONE	ADDITIONAL WEIGHT IN KG
21-551-P0	DVB-T2 exterior antenna for receiving terrestrial television (for 2 TV devices)	2
21-552-P0-1	24" Full HD LED Smart TV for rear sleeping compartment with integrated TV tuner (844 L)	15
21-552-P0-3	24" Full HD LED Smart TV on media cabinet behind driver's seat (791 RL, 890 RRL)	15
21-557-P0-1	LTE WLAN router for amplifying external WLAN signals and Internet TV streaming	1
21-555-P0-1	Double DIN radio with 6.2" display, CD/DVD, MP3 and USB connection as well as mobile phone hands-free module with Bluetooth	4
21-555-P0-2	Double DIN radio with 7" display, DAB+ tuner, MP3 and USB connection as well as mobile phone hands-free module with Bluetooth	4
21-555-P0-3	Radio in living room with Bluetooth, MP3 and USB port, DAB+, sound system with subwoofer and additional speakers (791 RL, 890 RRL)	15
21-555-P0-5	Navigation system (with truck software and 8" touchscreen display, integrated radio with DAB+, MP3 playback and hands-free module for telephone with Bluetooth)	4
21-556-P0-2	Sound system (2 x 2-way speaker system in driver's cabin, 2 x 2-way speaker system in the living room, subwoofer, sound processor)	25
21-556-P0-1	Acoustic package for rear bedroom (2 x 2-way speaker system, 2 x mid/bass speakers and 4-channel amplifier for sound optimisation of LED flat screen)	20
21-521-P0	Socket combination, 230 V / 12 V / antenna, in double floor with floor routing, position: In external storage compartment, right side in the direction of travel (for optional external TV connection) (sat output)	1

# BODY OPTIONAL EQUIPMENT

PART NO.	WATER / GAS / HEATING / BATHROOM	ADDITIONAL WEIGHT IN KG
21-424-P0	External shower in the garage (driver's side)	2
21-421-P0-1	Fresh water tank approx. 320 l (instead of 230 l)	8
21-421-P0-2	Freshwater and wastewater tank, approx. 320 l each (instead of approx. 230 l)	16
21-436-P0	Porcelain toilet with approx. 230 l fixed tank	28
21-433-P0	Additional cassette toilet with support trough	3
21-617-P0-1	SOG toilet ventilation system over the roof (for cassette toilet)	1
21-617-P0-2	SOG comfort toilet ventilation with activated carbon filter for fixed tank (extraction at toilet bowl) (only in combination with part no. 21-436-P0)	1
21-582-P0	Gas alarm for monitoring the living room (carbon monoxide, propane, butane, paralysing gas, KO gas)	2
21-443-P0	External gas socket on the passenger's side (BBQ point)	1
21-151-P0	Gas tank approx. 120 l with gas prefilter, secondary gas filling point, crash sensor and fill level indicator in the control panel display, including skirting panel flap (including gas tank filling) (not in combination with part no. 21-052-PA)	104
21-575-P0	2400 W roof air conditioning with 1700 W heating element (total vehicle height plus 130 mm) <sup>3</sup>	34
21-153-P0	"Motor Caravan" diesel auxiliary heating with convenient permanent heating function (5200 W) including timer	10
21-154-P0	Engine heat exchanger that uses the engine's cooling water to heat the living room	5
21-419-P0	Sleeping area / garage heating circuit can be thermally regulated (844 L)	7
21-419-P0-1	Living room / sleeping area heating circuit can be thermally regulated	7
21-475-P0	2-zone floor heating, can be regulated separately (living room, bathroom)	10
21-414-P0	Towel radiator (series with 890 RRL)	15
21-418-P0	6 l Alde-Flow additional hot water boiler	8
21-213-P0	Bathroom window (844 L, 890 RRL)	2
21-618-P0	Overhead compartment in bathroom (890 RRL only)	6
21-619-P0	Mirrored cabinet in- and outside	1

<sup>3</sup> If not ordered otherwise, the roof air conditioning is installed in the living room.

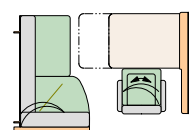
# BODY OPTIONAL EQUIPMENT

PART NO.	UPHOLSTERY FABRIC / LEATHER / CARPET		ADDITIONAL WEIGHT IN KG
21-700-P0-1	"Maxwell" textile / microfibre upholstery including colour-coordinated window decoration	Series	0
21-700-P0-2	"Caramel" textile / microfibre upholstery including colour-coordinated window decoration	Series	0
21-700-P0-3	"Island" textile / microfibre upholstery including colour-coordinated window decoration	Series	0
21-700-P0-4	"Toffee" textile-leather upholstery with "Redonda" foam look including colour-coordinated window decoration		15
21-700-P0-5	"Creme-Beige" leather upholstery including colour-coordinated window decoration and colour-coordinated Concorde collection		25
21-700-P0-6	"Savannah" leather upholstery including colour-coordinated window decoration and colour-coordinated Concorde collection		25
21-700-P0-7	"Coco" leather upholstery including colour-coordinated window decoration and colour-coordinated Concorde collection		25
21-700-P0-11	"Mother of Pearl" leather upholstery including colour-coordinated window decoration and colour-coordinated Concorde collection		25
21-700-P0-8	Bi-colour "Creme-Beige / Terra" leather upholstery including colour-coordinated window decoration and colour-coordinated Concorde collection		25
21-700-P0-12	Bi-colour "Savannah / Terra" leather upholstery including colour-coordinated window decoration and colour-coordinated Concorde collection		25
21-700-P0-13	Bi-colour "Mother of Pearl / Terra" leather upholstery including colour-coordinated window decoration and colour-coordinated Concorde collection		25
21-700-P0-9	Textile/microfibre upholstery with "Redonda" foam look		0
21-700-P0-10	Leather upholstery with "Redonda" foam look		0
21-721-P0-1	Concorde collection "Maxwell": 2 x small pillows, 2 x big pillows, 2 x blankets		5
21-721-P0-2	Concorde collection "Caramel": 2 x small pillows, 2 x big pillows, 2 x blankets		5
21-721-P0-3	Concorde collection "Island": 2 x small pillows, 2 x big pillows, 2 x blankets		5
21-721-P0-4	Concorde collection "Toffee": 2 x small pillows, 2 x big pillows, 2 x blankets		5
21-471-P0-1	Soft-Walk floor covering with ship's-deck look (recommended for Noce furniture)	Series	0
21-471-P0-2	Soft-Walk floor covering with slate look (recommended for Morettini Pear furniture)	Free of charge	0
21-471-P0-4	Soft-Walk floor covering in yacht-style (recommended for Atlas cedar furniture)	Free of charge	0
21-730-P0-1	Living room carpet linked and removable, colour: Creme		10
21-730-P0-2	Living room carpet linked and removable, colour: Grey brown		10
21-730-P0-3	Living room carpet linked and removable, colour: Novus light beige		10

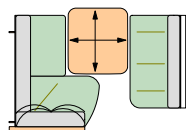
Concorde uses only the highest-quality fabrics and leather with a special dirt-repellent coating.

The mass in running order contains: The dry weight of the standard equipment including the driver (75 kg), filled fuel tank, 100 l of fresh water, 1 x filled 11 kg steel gas bottle, vehicle tool kit. The empty weight and dimensions can change if special equipment and accessories are installed. All dimension and weight specifications correspond to the state of knowledge at the time of printing. Deviations of +/- 5% are possible and permissible.

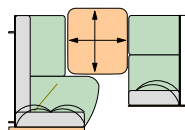
# TECHNICAL SPECIFICATIONS



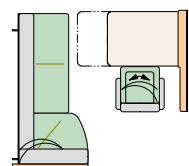
Bar version  
(850 L and 900 LS)



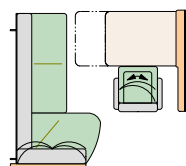
CL-Lounge  
(850 L and 900 LS)



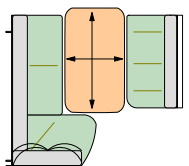
CL-Lounge with 5th seat  
(850 L and 900 LS)



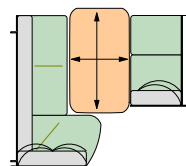
Bar version  
(900 L)



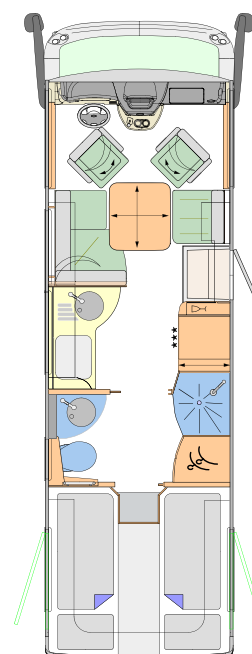
Bar version with CL-Lounge  
(900 L)



CL-Lounge  
(900 L)

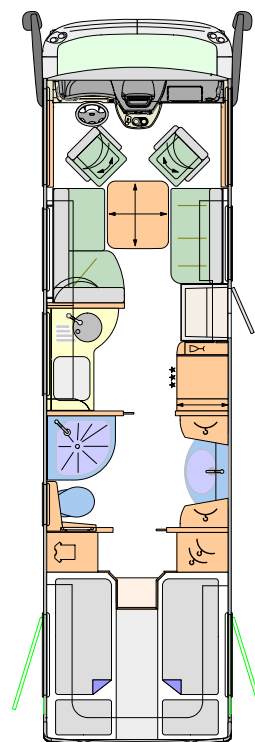
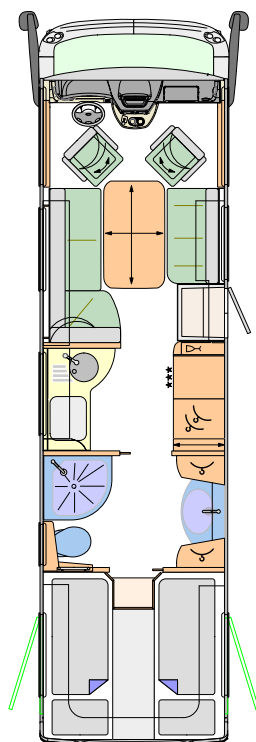
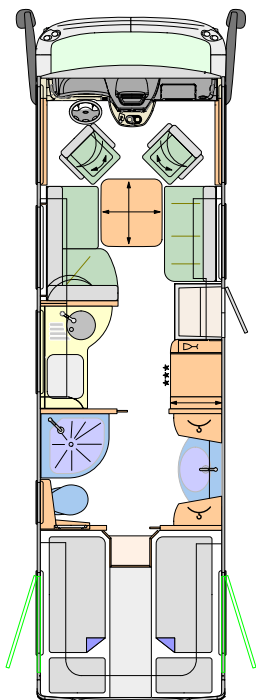


CL-Lounge (long) with 5th seat  
(900 L)



## CHARISMA 790 L

<b>BASIC VEHICLE</b>	Iveco Daily
<b>CHASSIS TYPE</b>	65C18
<b>ENGINE</b> (Euro 6)	4-cylinder
<b>ENGINE CAPACITY</b>	3.0 l
<b>OUTPUT</b>	132 kW (180 hp)
<b>TORQUE</b>	430 Nm
<b>OVERALL LENGTH</b> (mm)	7990
<b>OVERALL WIDTH</b> (mm)	2400
<b>OVERALL HEIGHT</b> (mm)	3460
<b>WHEEL BASE</b> (mm)	4350
<b>GROSS VEHICLE WEIGHT RATIO</b> (kg)	6500
<b>MASS IN RUNNING ORDER</b> (kg)	5230
<b>PAYLOAD</b> (kg)	1270
<b>TRAILER LOAD BRAKED</b> (kg)	3500
<b>SEATS WITH 3-POINT SEATBELT IN LOUNGE / CL-LOUNGE / BAR VERSION / CL-LOUNGE WITH 5TH SEAT</b>	3 / 4
<b>LEFT SITTING AREA</b> (mm)	1225 / 890
<b>RIGHT SEAT</b> (mm)	700 / 650
<b>REAR BED</b> (mm)	2 x 2000 / 845
<b>PULL DOWN BED DIMENSIONS</b> (optional, mm)	2000 / 1350
<b>HEIGHT ABOVE PULL DOWN BED</b> (mm)	860
<b>RIGHT GARAGE DOOR, H / W</b> (mm)	1250 / 1150
<b>LEFT GARAGE DOOR, H / W</b> (mm)	1250 / 1150



## CHARISMA 850 L

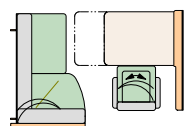
## CHARISMA 900 L

## CHARISMA 900 LS

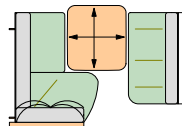
Iveco Daily	Iveco Daily	Iveco Daily
65C18	65C18	65C18
4-cylinder	4-cylinder	4-cylinder
3.0 l	3.0 l	3.0 l
132 kW (180 hp)	132 kW (180 hp)	132 kW (180 hp)
430 Nm	430 Nm	430 Nm
8590	9090	9090
2400	2400	2400
3460	3460	3460
4750	4900	4900
6500	6500	6500
5280	5420	5420
1220	1080	1080
3500	3500	3500
3 / 4 / 4 / 5	3 / 4 / 4 / 5	3 / 4 / 4 / 5
1450 / 890	1950 / 890	1450 / 890
1170 / 650	1170 / 650	1170 / 650
2 x 2000 / 845	2 x 2000 / 845	2 x 2000 / 845
2000 / 1350	2000 / 1350	2000 / 1350
860	860	860
1250 / 1150	1250 / 1150	1250 / 1150
1250 / 1150	1250 / 1150	1250 / 1150



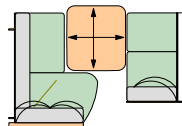
# TECHNICAL SPECIFICATIONS



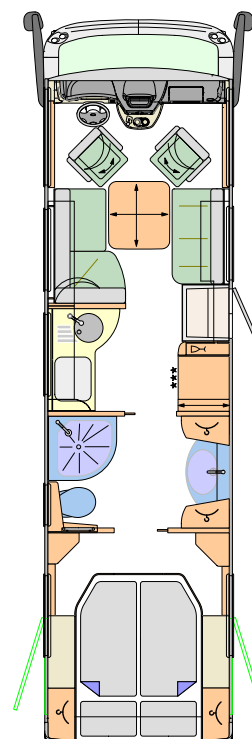
Bar version



CL-Lounge

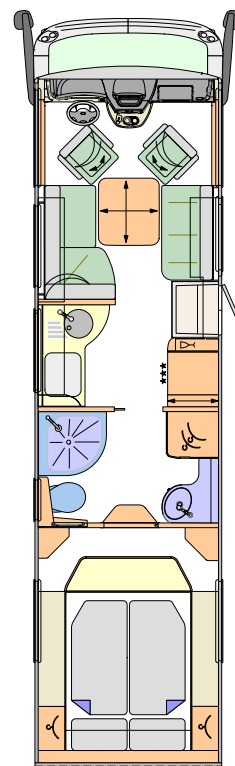
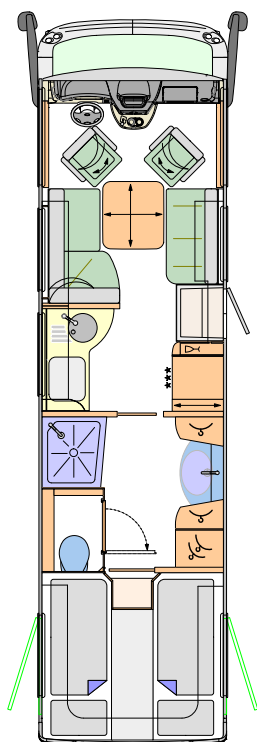


CL-Lounge with 5th seat



## CHARISMA 900 M

<b>BASIC VEHICLE</b>	Iveco Daily
<b>CHASSIS TYPE</b>	65C18
<b>ENGINE</b> (Euro 6)	4-cylinder
<b>ENGINE CAPACITY</b>	3.0 l
<b>OUTPUT</b>	132 kW (180 hp)
<b>TORQUE</b>	430 Nm
<b>OVERALL LENGTH</b> (mm)	9090
<b>OVERALL WIDTH</b> (mm)	2400
<b>OVERALL HEIGHT</b> (mm)	3460
<b>WHEEL BASE</b> (mm)	4900
<b>GROSS VEHICLE WEIGHT RATIO</b> (kg)	6500
<b>MASS IN RUNNING ORDER</b> (kg)	5420
<b>PAYLOAD</b> (kg)	1080
<b>TRAILER LOAD BRAKED</b> (kg)	3500
<b>SEATS WITH 3-POINT SEATBELT IN LOUNGE / CL-LOUNGE / BAR VERSION / CL-LOUNGE WITH 5TH SEAT</b>	3 / 4 / 4 / 5
<b>LEFT SITTING AREA</b> (mm)	1450 / 890
<b>RIGHT SEAT</b> (mm)	1170 / 650
<b>REAR BED</b> (mm)	2000 / 1570
<b>PULL DOWN BED DIMENSIONS</b> (optional, mm)	2000 / 1350
<b>HEIGHT ABOVE PULL DOWN BED</b> (mm)	860
<b>RIGHT GARAGE DOOR, H / W</b> (mm)	1250 / 1150
<b>LEFT GARAGE DOOR, H / W</b> (mm)	1250 / 1150
<b>REAR FLAP H / W</b> (mm)	—



Smart 3

## CHARISMA 905 L

Iveco Daily	Iveco Daily
65C18	70C18
4-cylinder	4-cylinder
3.0 l	3.0 l
132 kW (180 hp)	132 kW (180 hp)
430 Nm	430 Nm
9090	9450
2400	2400
3460	3460
4900	5100
6500	7490
5420	5560
1080	1605
3500	2500
3 / 4 / 4 / 5	3 / 4 / 4 / 5
1450 / 890	1450 / 890
1170 / 650	1170 / 650
2 x 2000 / 845	2000 / 1570
2000 / 1350	2000 / 1350
860	860
1250 / 1150	—
1250 / 1150	—
—	1500 / 1650

# CHASSIS OPTIONAL EQUIPMENT

PART NO.	IVECO DAILY CHASSIS	ADDITIONAL WEIGHT IN KG
21-170-NA-1	<p><b>Chassis package I 65C</b> (not for 920 G)</p> <p>Gross vehicle weight ratio 7,200 kg, (trailer load max. 3,300 kg)</p> <p>Differential lock for rear axle</p> <p>Concorde rear axle package:</p> <ul style="list-style-type: none"><li>- Rear axle 2-channel+ air suspension system with "lifting and lowering" function</li><li>- adapted rolling piston for the air bellows and chassis-optimised shock absorbers at the front and rear</li></ul> <p>ESP, ABS, ASR and hill holder</p>	40
21-170-NA-2	<p><b>Chassis package II 65C</b> (not for 920 G)</p> <p>Gross vehicle weight ratio 7,200 kg, (trailer load max. 3,300 kg)</p> <p>Differential lock for rear axle</p> <p>Concorde front and rear axle package:</p> <ul style="list-style-type: none"><li>- Front and rear axle air suspension, 4-channel+ system with "auto level" function</li><li>- adapted rolling piston for the air bellows and chassis-optimised shock absorbers at the front and rear</li></ul> <p>ESP, ABS, ASR and hill holder</p> <p>16" light alloy wheels, front axle with wheel spacers / aluminium rear axle wheel covers</p>	96

# CHASSIS OPTIONAL EQUIPMENT

PART NO.	IVECO DAILY CHASSIS	ADDITIONAL WEIGHT IN KG
21-170-NA-3	<p><b>Chassis package I 70C</b> (not for 920 G)</p> <p>(only in combination with part no. 21-011-NA-1)</p> <p>Gross vehicle weight ratio 7,490 kg, (trailer load max. 3,000 kg)</p> <p>Differential lock for rear axle</p> <p>Concorde rear axle package:</p> <ul style="list-style-type: none"> <li>- Rear axle 2-channel+ air suspension system with "lifting and lowering" function</li> <li>- adapted rolling piston for the air bellows and chassis-optimised shock absorbers at the front and rear</li> </ul> <p>ESP, ABS, ASR and hill holder</p>	40
21-170-NA-4	<p><b>Chassis package II 70C</b> (not for 920 G)</p> <p>(only in combination with part no. 21-011-NA-1)</p> <p>Gross vehicle weight ratio 7,490 kg, (trailer load max. 3,000 kg)</p> <p>Differential lock for rear axle</p> <p>Concorde front and rear axle package:</p> <ul style="list-style-type: none"> <li>- Front and rear axle air suspension, 4-channel+ system with "auto level" function</li> <li>- adapted rolling piston for the air bellows and chassis-optimised shock absorbers at the front and rear</li> </ul> <p>ESP, ABS, ASR and hill holder</p> <p>16" light alloy wheels, front axle with wheel spacers / aluminium rear axle wheel covers</p>	96

# CHASSIS OPTIONAL EQUIPMENT

PART NO.	IVECO DAILY CHASSIS	ADDITIONAL WEIGHT IN KG
21-149-NA-1	Gross vehicle weight ratio 7,200 kg, gross vehicle weight (for chassis version 65C, trailer load max. 3,300 kg)	0
21-149-NA-2	Gross vehicle weight ratio 7,490 kg, gross vehicle weight (for chassis version 70C, trailer load max. 3,000 kg)	0
21-149-NA-3	Increased payload of front axle 2,900 kg (only in combination with chassis variant 70C and light alloy wheels)	0
21-011-NA-1	Chassis version Iveco Daily 70C (7,000 kg gross vehicle weight)	15
21-020-NA-1	Iveco Daily C21 engine variant (Euro VI), displacement 3.0 l, 154 kW (210 hp), torque 470 Nm (only in combination with part no. 21-030-NA)	30
21-030-NA	ZF converter automatic transmission	10
21-012-NA	Differential lock for rear axle	15
21-021-NA	Telma retarder (only in combination with part no. 21-149-NA-3)	124
21-042-NA-3	<b>Comfort and safety package</b> - Adaptive cruise control (ACC) with traffic function - AEBS emergency brake assistant with City-Brake pro - Active lane departure warning system with buzzer - Rain/light sensor	20
21-052-NA	Active tyre pressure monitoring system (not in combination with part no. 21-151-N0)	2
21-131-NA-1	Trailer coupling with max. 3,500 trailer load (not for 920 G) (depending on selected load) (can only be delivered if mounted at the factory)	29
21-131-NA-3	Trailer coupling with removable ball head (trailer load max. 2,500 kg) (can only be delivered if mounted at the factory)	33
21-140-NA-1	<b>Concorde rear axle package</b> (Series for 920 G) Rear axle 2-channel+ air suspension system with "lifting and lowering" function, adapted rolling piston for the air bellows and chassis-optimised shock absorbers at the front and rear	25
21-140-NA-2	<b>Concorde front and rear axle package</b> (920 G only) Front and rear axle air suspension, 4-channel+ system with "auto level" function, adapted rolling piston for the air bellows and chassis-optimised shock absorbers at the front and rear (only in combination with part no. 21-141-NA-1 or 21-141-NA-2)	56

# CHASSIS OPTIONAL EQUIPMENT

PART NO.	IVECO DAILY CHASSIS	ADDITIONAL WEIGHT IN KG
21-140-NA-3	<b>Concorde front and rear axle package</b> Front and rear axle air suspension, 4-channel+ system with "auto level" function, adapted rolling piston for the air bellows and chassis-optimised shock absorbers at the front and rear (only in combination with part no. 21-141-NA-1 or 21-141-NA-2)	81
21-140-NA-4	<b>Concorde ActiveAir chassis package (920 G only)</b> ActiveAir (electronic chassis stabilisation) Front and rear axle air suspension, 4-channel+ system with "auto level" function, adapted rolling piston for the air bellows and chassis-optimised shock absorbers at the front and rear (only in combination with part no. 21-141-NA-1 or 21-141-NA-2)	68
21-140-NA-5	<b>Concorde ActiveAir chassis package</b> ActiveAir (electronic chassis stabilisation) Front and rear axle air suspension, 4-channel+ system with "auto level" function, adapted rolling piston for the air bellows and chassis-optimised shock absorbers at the front and rear (only in combination with part no. 21-141-NA-1 or 21-141-NA-2)	93
21-152-NA-1	Hydraulic supporting jacks with automatic levelling	100
21-014-NA	Fuel tank: approx 120 l	35
21-530-NA-1	Bi-LED main headlights in the front, fog lights and static cornering lights integrated under the front bumper including LED daytime running lights	5
21-053-NA	Spare wheel with steel rim under the lowered rear of the rear garage	55
21-142-NA	Stainless steel wheel covers	5
21-141-NA-1	16" anthracite / glossy silver light alloy wheels, front axle with wheel spacers and increased front axle load of 2,600 kg, aluminium wheel covers on the rear axle	-4
21-141-NA-2	16" black / matt silver light alloy wheels, front axle with wheel spacers and increased front axle load of 2,600 kg, aluminium wheel covers on the rear axle	-4
21-311-NA-1	Multi-function steering wheel in leather	1
21-311-NA-2	Concorde multi-function steering wheel in leather, removable	2
21-380-NA-1	Luxury driver's cabin suspension seats, air suspension with lumbar support and seat heating	35
21-380-NA-2	Driver's cabin seats with air conditioning function and seat heating (only in combination with leather upholstery)	5
21-380-NA-3	Luxury driver's cab suspension seats, air suspension with lumbar supports, air conditioning function and seat heating (only in combination with leather model)	35
21-164-NA	Dual-tone compressed air horn	3
21-910-NA	Commitment charge including full series fuel tank and Adblue tank	0

# BODY OPTIONAL EQUIPMENT

PART NO.	BODY	ADDITIONAL WEIGHT IN KG
21-950-N0-1	<b>Centurion Style package</b> Furnishings in Atlas cedar with roof cabinet fronts in the living and sleeping area in Atlas cedar with handle bars in stainless steel look External decor in "Centurion Style" including decals Windows with tinting in privacy black Blinds in living room with wood look Soft-Walk floor covering in yacht-style Living room carpet linked and removable	38
21-950-N0-4	<b>Ambience Style package</b> Furnishings in Atlas cedar with roof cabinet fronts in the living and sleeping area in "high gloss" Senosan cream white Windows with tinting in privacy black Blinds in living room with wood look Soft-Walk floor covering in yacht-style Living room carpet linked and removable	38
21-950-N0-2	<b>Ambience Style package</b> Furnishings in Morettini Pear with roof cabinet fronts in the living and sleeping area in "high gloss" Morettini pear Windows with tinting in privacy black Blinds in living room with wood look Soft-Walk floor covering with slate look Living room carpet linked and removable	38
21-950-N0-3	<b>Ambience Style package</b> Furnishings in Morettini Pear with roof cabinet fronts in the living and sleeping area in "high gloss" Senosan cream white Windows with tinting in privacy black Blinds in living room with wood look Soft-Walk floor covering with slate look Living room carpet linked and removable	38

## BODY OPTIONAL EQUIPMENT

PART NO.	BODY	ADDITIONAL WEIGHT IN KG
21-218-N0	External decor in "Centurion Style" including decals	1
21-241-N0	Hydraulic rear flap opening with radio remote control for rear flap, winch and garage lighting (920 G only)	12
21-481-N0	Additional rigging bar in garage at the height of living room floor	3
21-481-N0-2	Lashing system with airline rails and 4 lashing rings embedded in rear garage floor (not for 920 G)	4
21-217-N0	Central locking system for storage space flaps (without skirting panel flaps, gas locker door and garage door with G models)	5
21-232-N0-1	5.5 m side wall awning, mechanical (850 L)	54
21-232-N0-2	5.5 m side wall awning, electric (850 L)	58
21-232-N0-3	6.0 m side wall awning, mechanical (900 L, 900 LS, 900 M, 905 L, 920 G)	62
21-232-N0-4	6.0 m side wall awning, electric (900 L, 900 LS, 900 M, 905 L, 920 G)	66
21-532-N0	LED side wall lighting beneath the awning	2
21-542-N0-1	LED lighting for storage areas in the double floor	1
21-216-NA	Front mirror right and left for external coach mirror	2
21-216-NA-1	External coach mirror in Centurion style, painted white	0
21-250-N0	Panorama laminated glass windscreen with heated windscreen	2
21-212-N0	Side windows in driver's cabin with insulation glazing and electrical actuation	3
21-213-N0-1	Windows with tinting in privacy black	0
21-330-N0-1	Electrical sun blind in driver's cabin for windscreen	5
21-310-NA-1	Dashboard and dashboard cover in faux leather, bi-colour "Savannah / Terra" upholstery	3
21-310-NA-2	Dashboard and dashboard cover in faux leather, bi-colour "Cream-Beige / Terra" upholstery	3
21-310-NA-3	Dashboard and dashboard cover in faux leather, bi-colour "Mother of Pearl / Terra" upholstery	3
21-310-NA-4	Dashboard and dashboard cover in faux leather, bi-colour "Coco / Terra" upholstery	3



# BODY OPTIONAL EQUIPMENT

PART NO.	LIVING ROOM / BEDROOM AREA	ADDITIONAL WEIGHT IN KG
21-605-N0	Roof cabinet fronts in the living and sleeping area in "high gloss" Senosan cream white	8
21-600-N0-4	Furnishings in Atlas cedar with roof cabinet fronts in the living and sleeping area in Atlas cedar with handle bars in stainless steel look	8
21-600-N0-5	Furnishings in Atlas cedar with roof cabinet fronts in the living and sleeping area in "high gloss" Senosan cream white	8
21-600-N0-2	Furnishings in Morettini Pear with roof cabinet fronts in the living and sleeping area in "high gloss" Morettini pear	8
21-600-N0-3	Furnishings in Morettini Pear with roof cabinet fronts in the living and sleeping area in "high gloss" Senosan cream white	8
21-330-N0-2	"Privacy" front privacy blinds (adjustable pull-up screen from the bottom upwards)	4
21-260-N0	Pull down bed with electrical actuation, spring base, instead of front wall units	62
21-722-N0	Blinds in living room with wood look	5
21-723-N0	Window frames in leather on living room and driver's cabin windows	2
21-682-N0-1	CL-Lounge (4-person approval)	24
21-682-N0-2	CL-Lounge with additional seatbelt place on the side couch (5-person approval) (window on the side couch 800 x 450 mm)	55
21-681-N0	Bar version with adjustable individual seat (including 4-person approval)	46
21-683-N0	Bar version with adjustable individual seat and CL-Lounge (including 5-person approval) (900 L only)	70
21-689-N0-2	Extendible table	4
21-689-N0-3	Lowerable table with upholstered table cover (not in combination with part no. 21-681-N0 or 21-683-N0)	8
21-689-N0-4	Extendible and lowerable table with upholstered table cover (not in combination with bar version)	10
21-689-N0-1	Central table base with tabletop adjustable by foot pedal (only in combination with series table)	0
21-231-N0-1	Midi-Heki instead of Mini-Heki (bedroom) <sup>1</sup>	6
21-231-N0-2	Panorama skylight (Heki 3) instead of Mini-Heki (bedroom) <sup>1</sup>	19
21-640-N0-1	Ceiling-height entrance cabinet with acrylic glass removable shelves including a collection of glasses and LED lighting	10
21-640-N0-2	Entrance cabinet with high apothecary cabinet	10

## KITCHEN

21-622-N0-1	Mineral kitchen worktop with seamless sunken sink. Stainless steel 3-flame hob with automatic ignition and glass cover and glass inlay, colour: marble white	20
21-630-N0	177 l refrigerator / oven combination instead of standard 177 l refrigerator	23
21-630-N0-1	177 l refrigerator / microwave combination instead of standard 177 l refrigerator	23
21-630-N0-2	177 l compressor refrigerator	0
21-630-N0-3	177 l compressor refrigerator / microwave combination	23
21-231-N0-3	Roof ventilator with ventilation and aeration <sup>1</sup>	4

<sup>1</sup> The position of the skylight is determined after taking into account all roof constructions.

# BODY OPTIONAL EQUIPMENT

PART NO.	KITCHEN	ADDITIONAL WEIGHT IN KG
21-631-N0	Stainless steel microwave with grill function under hob, 230 V operation via external connection, 17 l cooking area (not in combination with part no. 21-632-N0)	22
21-632-N0	Dishwasher under hob (not in combination with part no. 21-631-N0)	25
21-540-N0	Illuminated acrylic glass plate in front of kitchen window	2
21-626-N0	High-quality design chrome single lever mixer tap for kitchen and bathroom (kitchen with extendable faucet)	1

## ELECTRONICS

21-511-N0-1	<b>Electronic power package I</b> (not for 920 G) 1 x 170 Ah additional gel battery (total of 2 batteries), combination charger 60 A, sine wave inverter from 12 V to 230 V, 3000 W peak and 1600 W continuous output with network compensator	68
21-511-N0-2	<b>Electronic power package II</b> (not for 920 G) 2 x 170 Ah additional gel batteries (total of 3 batteries), combination charger 100 A, sine wave inverter from 12 V to 230 V, 4000 W peak and 2200 W continuous output with network compensator	125
21-511-N0-3	<b>"Ultra-Power" electronic power package</b> (not for 920 G) 1 x 400 Ah lithium battery (instead of series body batteries), combination charger 150 A, sine wave inverter from 12 V to 230 V, 6000 W peak and 3000 W continuous output with network compensator	11
21-511-N0-4	<b>"Ultra-Power" electronic power package</b> (only 920 G) 1 x 400 Ah lithium battery (instead of series body batteries), combination charger 150 A, sine wave inverter from 12 V to 230 V, 6000 W peak and 3000 W continuous output with network compensator	-57
21-511-N0-5	<b>Charging current package for body batteries</b> Charger converter 90 A Optional operation of air conditioning via inverter during driving Switch-off of air conditioning through inverter by a battery capacity of 5% (only in combination with part no. 21-511-N0-2 or 21-511-N0-3 or 21-511-N0-4)	6
21-581-N0	Alarm system with surveillance of the garage flaps and the living room door	3
21-560-N0-1	Double reverse camera with shutter (picture via standard radio)	4
21-561-N0	Bird view 4-camera panoramic vision system (picture via standard radio or navigation system) (not with part no. 21-560-N0-1)	4
21-570-N0-1	Solar panels with approx. 180 W maximum power	15
21-570-N0-2	Solar panels with approx. 2 x 180 W maximum power	30
21-150-N0	2600 W gas generator, permanently installed (only in combination with part no. 21-151-N0)	50

# BODY OPTIONAL EQUIPMENT

PART NO.	TV / RADIO / PHONE	ADDITIONAL WEIGHT IN KG
21-550-N0-1	<b>Satellite TV system with 24" LED flat screen in entrance area</b> Satellite TV system with 85 cm mirror, fully automatic alignment, multiple-subscriber configuration by means of TWIN-LNB, connection for second receiver with 12 V and antenna socket in bedroom, audio supplied via radio system (total vehicle height plus approx. 120 mm)	38
21-550-N0-3	<b>Satellite TV system with 32" LED flat screen in roof cabinet above the windscreen</b> Satellite TV system with 85 cm mirror, fully automatic alignment, multiple-subscriber configuration by means of TWIN-LNB, connection for second receiver with 12 V and antenna socket in bedroom, audio supplied via radio system (total vehicle height plus approx. 120 mm) (not in combination with pull down bed)	45
21-550-N0-4	<b>Satellite TV system with 32" LED flat screen in right roof cabinet, electrically lowerable</b> (not for 790 L) Satellite TV system with 85 cm mirror, fully automatic alignment, multiple-subscriber configuration by means of TWIN-LNB, connection for second receiver with 12 V and antenna socket in bedroom, audio supplied via radio system (total vehicle height plus approx. 120 mm)	50
21-550-N0-9	<b>Satellite TV system with 32" LED flat screen in left roof cabinet, electrically lowerable</b> Satellite TV system with 85 cm mirror, fully automatic alignment, multiple-subscriber configuration by means of TWIN-LNB, connection for second receiver with 12 V and antenna socket in bedroom, audio supplied via radio system (total vehicle height plus approx. 120 mm)	50

# BODY OPTIONAL EQUIPMENT

PART NO.	TV / RADIO / PHONE	ADDITIONAL WEIGHT IN KG
21-551-N0	DVB-T2 exterior antenna for receiving terrestrial television (for 2 TV devices)	2
21-552-N0-1	24" LED flat screen for rear sleeping compartment with integrated TV tuner (790 L, 850 L, 900 L, 900 LS, 905 L)	15
21-552-N0-2	24" LED flat screen for rear sleeping compartment with integrated TV tuner (900 M, 920 G)	15
21-557-N0-1	LTE WLAN router for amplifying external WLAN signals and Internet TV streaming	1
21-555-N0-2	Double DIN radio with 7" display, DAB+ tuner, MP3 and USB connection as well as mobile phone hands-free module with Bluetooth	3
21-555-N0-3	Navigation system (with truck software and 8" touchscreen display, integrated radio with DAB+ and MP3 playback, hands-free module for telephone with Bluetooth)	4
21-556-N0-2	Sound system (2 x 3-way speaker system in driver's cabin, 2 x 2-way speaker system in the living room, vehicle-specific frequency switching, double-bass reflex subwoofer, sound processor)	25
21-556-N0-1	Acoustic package for rear bedroom (2 x 2-way speaker system, 2 x mid/bass speakers and 4-channel amplifier for sound optimisation of LED flat screen)	20
21-521-N0	Socket combination, 230 V / 12 V / antenna, in double floor with floor routing, position: In external storage compartment, right side in the direction of travel (for optional external TV connection) (sat output)	1

# BODY OPTIONAL EQUIPMENT

PART NO.	WATER / GAS / HEATING / BATHROOM	ADDITIONAL WEIGHT IN KG
21-424-N0	External shower in the garage (driver's side)	2
21-617-N0	SOG comfort toilet ventilation with activated carbon filter for fixed tank (extraction at toilet bowl)	1
21-582-N0	Gas alarm for monitoring the living room (carbon monoxide, propane, butane, paralysing gas, KO gas)	2
21-443-N0	External gas socket on the passenger's side (BBQ point)	1
21-151-N0	Gas tank 120 l with gas prefilter, secondary gas filling point, crash sensor and fill level indicator in the control panel display, including skirting panel flap (including gas tank filling) (not for 920 G) (not in combination with part no. 21-052-NA)	104
21-575-N0	2400 W roof air conditioning for the living room with 1700 W heating element (total vehicle height plus 130 mm) <sup>3 4</sup>	34
21-153-N0	"Motor Caravan" diesel auxiliary heating with convenient permanent heating function (5200 W) including timer	10
21-419-N0	Sleeping area / garage heating circuit can be thermally regulated	7
21-418-N0	6 l Alde-Flow additional hot water boiler	8
21-619-N0	Mirrored cabinet in- and outside	1

<sup>3</sup> If not ordered otherwise, the roof air conditioning is installed in the living room.

<sup>4</sup> Charisma 790 L: elimination of Mini-Heki in the kitchen.

# BODY OPTIONAL EQUIPMENT

PART NO.	UPHOLSTERY FABRIC / LEATHER / CARPET		ADDITIONAL WEIGHT IN KG
21-700-N0-1	"Maxwell" textile / microfibre upholstery including colour-coordinated window decoration	Series	0
21-700-N0-2	"Caramel" textile / microfibre upholstery including colour-coordinated window decoration	Series	0
21-700-N0-3	"Island" textile / microfibre upholstery including colour-coordinated window decoration	Series	0
21-700-N0-4	"Toffee" textile-leather upholstery with "Redonda" foam look including colour-coordinated window decoration		15
21-700-N0-5	"Creme-Beige" leather upholstery including colour-coordinated window decoration and colour-coordinated Concorde collection		25
21-700-N0-6	"Savannah" leather upholstery including colour-coordinated window decoration and colour-coordinated Concorde collection		25
21-700-N0-7	"Coco" leather upholstery including colour-coordinated window decoration and colour-coordinated Concorde collection		25
21-700-N0-11	"Mother of Pearl" leather upholstery including colour-coordinated window decoration and colour-coordinated Concorde collection		25
21-700-N0-8	Bi-colour "Creme-Beige / Terra" leather upholstery including colour-coordinated window decoration and colour-coordinated Concorde collection		25
21-700-N0-12	Bi-colour "Savannah / Terra" leather upholstery including colour-coordinated window decoration and colour-coordinated Concorde collection		25
21-700-N0-13	Bi-colour "Mother of Pearl / Terra" leather upholstery including colour-coordinated window decoration and colour-coordinated Concorde collection		25
21-700-N0-9	Textile/microfibre upholstery with "Redonda" foam look		0
21-700-N0-10	Leather upholstery with "Redonda" foam look		0
21-721-N0-1	Concorde collection "Maxwell": 2 x small pillows, 2 x big pillows, 2 x blankets		5
21-721-N0-2	Concorde collection "Caramel": 2 x small pillows, 2 x big pillows, 2 x blankets		5
21-721-N0-3	Concorde collection "Island": 2 x small pillows, 2 x big pillows, 2 x blankets		5
21-721-N0-4	Concorde collection "Toffee": 2 x small pillows, 2 x big pillows, 2 x blankets		5
21-471-N0-1	Soft-Walk floor covering with ship's-deck look (recommended for Noce furniture)	Series	0
21-471-N0-2	Soft-Walk floor covering with slate look (recommended for Morettini Pear furniture)	Free of charge	0
21-471-N0-3	Soft-Walk floor covering in yacht-style (recommended for Atlas cedar furniture)	Free of charge	0
21-730-N0-1	Living room carpet linked and removable, colour: Creme		10
21-730-N0-2	Living room carpet linked and removable, colour: Grey brown		10
21-730-N0-3	Living room carpet linked and removable, colour: Novus light beige		10

Concorde uses only the highest-quality fabrics and leather with a special dirt-repellent coating.

The mass in running order contains: The dry weight of the standard equipment including the driver (75 kg), filled fuel tank, 100 l of fresh water, 1 x filled 11 kg steel gas bottle, vehicle tool kit. The empty weight and dimensions can change if special equipment and accessories are installed. All dimension and weight specifications correspond to the state of knowledge at the time of printing. Deviations of +/- 5% are possible and permissible.





# Concorde

REISEMOBILE AUS LEIDENSCHAFT

Presented by your Concorde dealer:

Concorde Reisemobile GmbH  
Concorde-Straße 2-4 · D-96132 Schlüsselfeld-Aschbach (Germany)  
Phone +49 (0) 9555 9225-0 · Fax +49 (0) 9555 9225-44  
Internet: [www.concorde.eu](http://www.concorde.eu) · E-mail: [info@concorde.eu](mailto:info@concorde.eu)

Technical modifications reserved provided that the overall product quality remains the same or is improved and the intended purpose is not impaired. On publication of this technical information, all previous are rendered invalid. Subject to change without notice, errors excepted.