

EN



Concorde
REISEMOBILE AUS LEIDENSCHAFT



CRUISER
TECHNICAL INFORMATION 2021

ALCOVE **MODELS ON** IVECO AND MERCEDES

The Concorde "Cruiser" stands for a luxury class alcove which defines and unites terms like sense of space, quality, size, mobility and performance. The three used chassis have in common the rear drive for a good traction and a high carrying capacity for ample vehicle load capacity. Since size isn't everything, we have re-fined the floor plan versions; this results in the optimum combination of wellness oasis and a functional living environment.



INDEX

4 STANDARD EQUIPMENT

CRUISER IVECO

10 TECHNICAL DATA

14 SPECIAL EQUIPMENT

CRUISER MERCEDES

26 TECHNICAL DATA

28 SPECIAL EQUIPMENT



STANDARD EQUIPMENT

CHASSIS	IVECO DAILY 65C	IVECO EUROCARGO 75E19	MERCEDES ATEGO
Turbo diesel engine with rear drive and twin tyres	•	•	•
Electronically regulated common rail direct injection	•	—	—
6-gear transmission	•	•	—
Automated 6-gear transmission	—	Optional	923 L / 924 L
Automated 8-gear transmission	—	—	1230 l
Traction control system (TCS)	•	•	•
Tyres for up to 10 t chassis	225/75R16	225/75R17.5	235 / 75R17.5
Tyres for 12 t chassis	—	—	285 / 70R19.5
Rear axle tyres with traction pattern (mud and snow label, Daily with Four Season tyres)	•	•	•
Disk brakes on the front and rear axle	•	•	•
Hydraulic brake system	•	—	—
Hydraulic pneumatic brake system	—	•	—
Dual circuit air brakes	—	—	•
Electronically regulated anti-lock braking system (ABS)	•	•	•
Engine brake	—	•	•
Electrical preparation of trailer coupling	•	•	•
Active Brake Assist (emergency brake assistant) with lane assistant	—	—	•
AEBS + ACC	—	•	—
Advanced Emergency Braking System + Adaptive Cruise Control	—	•	—
Brake system with EVB engine brake system (increased braking efficiency)	—	—	•
Cruise control	•	•	•
Side windows in driver's cabin electrically operated	•	•	•
14 V / 140 A alternator including 50 A charger converter (for charging the body battery)	•	—	—
28 V / 120 A alternator including 2 x 50 A charger converter (for charging the body battery)	—	•	—
Reinforced 28 V / 150 A alternator including 2 x 50 A charger converter (for charging the body batteries)	—	—	•
Fuel tank	90 l	120 l	180 l
Driver's cabin air conditioning	Optional	Optional	•
Daytime running lights	•	•	•
Halogen main headlights	•	•	•
Vehicle rear with LED rear lights	•	•	•
Outer mirrors with wide angle mirror, electronically heated and adjustable	Optional	•	•
Front bumper in driver's cabin colour	Optional	Optional	•
Central locking system for driver's cabin	•	Optional	•
Iveco High Line Control (operating status display through on-board computer)	—	•	—
Height and tilt of steering wheel adjustable	•	•	•

STANDARD EQUIPMENT

CHASSIS	IVECO DAILY 65C	IVECO EUROCARGO 75E19	MERCEDES ATEGO
Warning triangle, first aid kit, warning light and wheel chock	•	•	•
Breakdown kit (fuse box and two safety vests)	•	•	•
Electronic stability program (ESP)	Optional	—	•
Traction Plus with uphill drive assistant	•	—	—
Air suspension on the front axle	—	—	1230 l
Rear axle air suspension with "raising and lowering" function	Optional	Optional	•

BODY	CRUISER IVECO	CRUISER MERCEDES
Double-glazed, smoky tinted plastic windows in living room, can be slid open or closed, with pleated shade and fly screen	•	•
Highly-stable, durable Solidtherm aluminium laminate design	•	•
Fully-insulated wall connection technology free from thermal bridges with highly-compacted PU solid profiles	•	•
40 mm wall thickness, of which 38 mm is closed-cell RTM rigid foam	•	•
Walls, roof and underside in high-quality aluminium, both inside and out, in sandwich design	•	•
Smooth outer area, white stove-enamelled	•	•
Fully accessible roof on either side of the roof lights	•	•
Aluminium rooftop moulding	•	•
Side coverings made of highly-stable, corrosion-free and non-decomposable fibreglass composite material	•	•
Fibreglass rear wall in sandwich design with PU foam core	•	•
Fibreglass rear bumper, separately exchangeable	•	—
Heated double floor, approx. 420 mm high, accessible at side through outer flaps	•	•
Heavy-duty rollers at the rear	•	•
Storage space flaps with cast aluminium hinges and low-maintenance, high-quality needle felt on the inside, thermally separated frame	•	•
Sandwich under and in-between floor with 40 mm or 30 mm thick RTM foam, total floor insulation 70 mm	•	•
Rear axle wheelhouse in fully-insulated sandwich design	•	•
Illuminated rear garage with right garage doors and lashing rails	•	—
Illuminated rear garage with left and right garage doors and lashing rails	Optional	•
Inside illuminated entrance step, heated	•	•
External electric retractable entrance step with safety switch and lighting	•	•
Entrance door with window	•	•
„Security Plus" entry door with combination safety lock, remote control via ignition key and key emergency switch, „Interstop" door protection	Optional	•
Fly screen for entrance door	•	•
Outside light with safety switch (automatic switch-off when engine starts)	•	•
Comfort seats in driver's cabin in Iveco/Mercedes original fabric, two-way adjustment	•	•
Rear garage floor with rippled aluminium plate cladding	•	•

STANDARD EQUIPMENT

LIVING ROOM / BEDROOM AREA	CRUISER IVECO	CRUISER MERCEDES
Furniture flaps and doors:		
- Noce (foiling on both sides) with roof cabinet front panels in the living room in glossy cream white	•	•
Colour-coordinated, high-quality felt coverings for walls and ceiling	•	—
High-quality microfibre covering for walls and ceiling	Optional	•
Floor covering with ship's-deck look	•	•
Ergonomic sitting area, high-quality textile / microfibre upholstery with zips	•	•
High-quality roman blinds	•	—
High-quality sliding curtains	—	•
Roomy wardrobe with LED lighting	•	•
Rear bed with slat frame and comfortable cold-foam mattress	•	—
Rear bed with spring base, adjustable headrest and comfortable cold-foam mattress	Optional	•
Insulated sliding door to the driver's cabin, lockable on the living room side	•	•
Double-glazed panorama skylight (Heki 3) with lighting in living room, fly screen and pleated shade ¹	Optional	•
Midi-Heki with fly screen and pleated shade in living room ¹	•	—
Mini-Heki with fly screen and pleated shade in bedroom ¹	•	•
High-quality living room table	•	•
TV sideboard	•	•
Entrance cabinet with removable shelves including matching assortment of glasses, with LED lighting	•	•
LED spots	•	—
Light canopies with LED spotlights and indirect lighting with a high-quality artificial leather covering	—	•
Stable metal handle for boarding assistance	•	•
1 x 12 V socket (living room) and 2 x 230 V sockets (1 x living room and 1 x bedroom)	•	—
1 x 12 V socket (living room) and 3 x 230 V sockets (1 x living room and 2 x bedroom)	—	•

ALCOVE	CRUISER IVECO DAILY	CRUISER IVECO EUROCARGO	CRUISER MERCEDES ATEGO
Bed surface (mm)	2050 x 1480	2050 x 1550	2100 x 1550
Bed surface of single beds, lengthwise (mm)	2 x 2000 x 830	2 x 2000 x 830	—
Height above bed (mm)	800	750	700
Comfortable cold-foam mattress with slat frame	•	•	•
Tinted double-glazed windows, lift or slide opening, with fly screen and pleated shade blind	•	•	•
Mini-Heki with fly screen and pleated shade ¹	•	•	•
Storage console with LED spots	•	•	•
Driver's cabin curtains	•	•	•
Access ladder, fall protection with bayonet safety belts (not 791 RL, 840 RRL, 890 RRL, 900 RRL)	•	•	•
Pull-out stairs to the alcove single beds (791 RL, 840 RRL, 890 RRL, 900 RRL only)	•	•	—

¹The position of the skylight is determined after taking into account all roof constructions.

STANDARD EQUIPMENT

KITCHEN	CRUISER IVECO	CRUISER MERCEDES
Kitchen area with splashguard	•	•
Mineral kitchen worktop in lightweight construction with stainless steel sink, colour: brilliant white	•	—
Mineral kitchen worktop with seamless sunken sink, colour: marble white	Optional	•
Stainless steel 3-flame hob with automatic ignition and glass cover	•	•
Chrome single-lever mixer tap	•	•
177 l refrigerator with separate freezer, AES (12 V / 230 V automatic and manual energy selection / gas)	•	—
177 l refrigerator with separate freezer, AES (12 V / 230 V automatic and manual energy selection / gas), oven combination	Optional	•
Shelves with Servo-Soft compartment	•	•
Integrated cutlery drawer	•	•
Roof ventilator with ventilation and aeration ¹	Optional	•
Mini-Heki ¹	•	—
LED light strip under the wall cupboards	•	•
Integrated garbage system in the lower kitchen cabinet	•	•
2 x 230 V sockets	•	•
Kitchen apothecary cabinet for storing kitchen utensils (model-dependent)	•	—
Exclusive kitchen corner cabinet for a Nespresso machine, lowerable	—	•
Storage area suitable for a Nespresso machine	•	—

BATHROOM

Single-lever mixer tap with chrome look on washstand	•	—
High-quality design chrome single-lever mixer tap on washstand in household quality	—	•
Plexicor composite washstand panel with seamless sunken sink, colour: arctic white	•	—
Mineral composite washstand panel with seamless sunken sink, colour: marble white	—	•
Separate shower with real glass doors including removable clothes rail	•	•
Shower fittings with wall bar and height-adjustable shower head	•	•
Cassette toilet with porcelain bowl	•	—
Porcelain toilet with approx. 230 l fixed tank	Optional	•
Bathroom furnishings with toilet paper holder, toilet brush, liquid soap dispenser, shower hook and holder, toothbrush glasses	•	•
Bathroom window	Optional	•
Mini-Heki with fly screen and pleated shade ¹	•	•
Lighting with LED spots	•	•
Wardrobe with lighting	•	•
Dressing mirror	•	•
Spacious mirror cabinet with shelves	•	•
1 x 230 V socket	•	•

¹The position of the skylight is determined after taking into account all roof constructions.

STANDARD EQUIPMENT

WATER / GAS / HEATING	CRUISER IVECO	CRUISER MERCEDES
Gas bottle compartment for 2 x 11 kg gas bottles	•	•
Gas controller with crash sensor and automatic bottle changeover	•	•
Household siphons	•	•
Fresh water and wastewater tank, approx. 230 l each in heated double floor	•	—
Fresh water tank approx. 320 l and wastewater tank approx. 230 l located in heated double floor	Optional	•
Easy wastewater tank cleaning with drain tap in the heated double floor	•	•
External cleaning opening on all tanks, accessible from living room	•	•
Wastewater drain hose with quick-lock coupling	•	•
Automatic central pressure water pump with filter system	•	•
5500 W Alde hot water gas central heater, with thermostatic control and timer, 230 V / 3000 W electrical heating cartridge, non-return valve with integrated hot water boiler for supplying all tapping points	•	•
Sleeping area / garage heating circuit can be thermally regulated	Optional	•
2-zone floor heating, can be regulated separately	Optional	•
2-zone room heater, can be regulated separately (1 x living room and bathroom, 1 x sleeping area)	—	•
Towel radiator in bathroom with room thermostat (840 RRL, 890 RRL and 900 RRL series)	Optional	•
Engine heat exchanger that uses the engine's cooling water to heat the living room	Optional	•
Heated driver's cabin separating wall	—	•

ELECTRONICS / TV / RADIO

Gel battery, 1 x 170 Ah	•	—
Gel battery, 2 x 170 Ah	Optional	•
Battery monitoring system with deep discharge protection	Optional	•
230 V CEE connection in the storage area with cable routing through vehicle floor	•	•
FI personal protection device	•	•
Automatic charger with electronic control and battery temperature sensor, maximum charge current 25 A	•	—
Inverter from 12 V to 230 V sine wave 600 W with mains priority circuit	•	—
Combination charger with an inverter from 12 V to 230 V sine, 3000 W peak and 1600 W continuous power with electronic control and mains priority circuit, maximum charging current 60 A	Optional	•
Disconnection of vehicle electrical system by undervoltage with automatic restarting function	•	•
Radio prearrangement with speakers in driver's cabin and VHF / DAB antenna	•	—
Radio in driver's cabin with CD, MP3 and USB connection, 2-way speaker system, DAB+	Optional	•
1 x 230 V socket on the electric generator in the in-between floor	•	•
LED lighting in interior	•	•
Service friendly access to on-board electronics with perforated plate housing in rear garage	•	•
Automatic refrigerator switchover when the engine is not running from 12 V to gas / 230 V (with land connection)	•	•
Automatic charging of body and vehicle battery, charge retention in the event of external power connection and while travelling	•	•
Circuit breaker for body battery	•	•
Automatic disconnection and connection of body and vehicle battery	•	•
LED lighting for rear garage	•	•

STANDARD EQUIPMENT

ON-BOARD ELECTRONICS

CRUISER
IVECO

CRUISER
MERCEDES

State-of-the-art micro-processor-controlled on-board electronics with BUS technology (binary unit system)

•

•

Central regulation and control panel with 4.8" colour display

•

—

Central regulation and control panel with 7" colour touch screen display

—

•

Buttons for switching on and off the following devices:

- Panel

•

•

- Lighting

•

•

- Water pump

•

•

- Heating

•

•

- Operation via touch screen

—

•

LCD display field for monitoring:

- Fresh water tank (fill level in %)

•

•

- Wastewater tank (fill level in %)

•

•

- Septic tank (fill level in %)

Optional

•

- Battery voltage of the vehicle and body battery

•

•

- Charging and discharging current

•

—

- Indoor and outdoor temperature

•

•

- External current supply

•

•

- Gas fill level (only in combination with gas tank)

—

•

- Date and time with alarm function

•

•

Alarm equipment for:

- Wastewater tank full

•

•

- Fresh water tank empty

•

•

- Septic tank full

Optional

•

- Battery undervoltage

•

•

- Reserve gas bottle in use

•

•

- Extended entrance step

•

•

Battery computer:

- Body battery capacity indicator

—

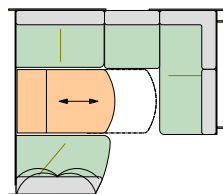
•

- Charging and discharging current

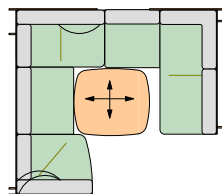
—

•

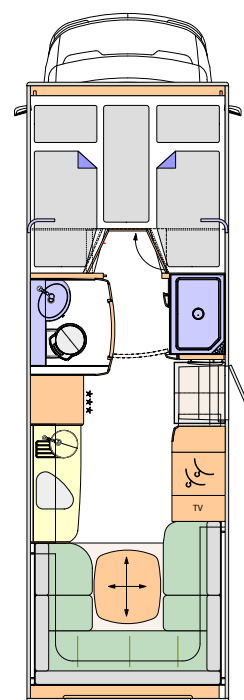
TECHNICAL SPECIFICATIONS



Standard seating area
(891 L)

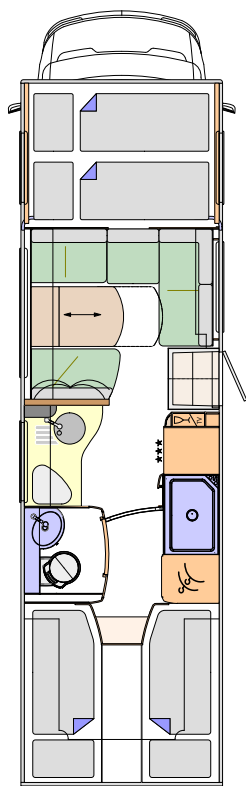
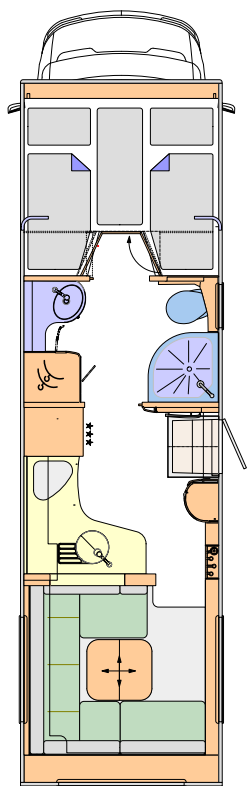


Round seating area
(891 LR)



CRUISER 791 RL

BASIC VEHICLE	Iveco Daily
CHASSIS TYPE	65C18
ENGINE (Euro VI)	4-cylinder
ENGINE CAPACITY	3.0 l
OUTPUT	132 kW (180 hp)
TORQUE	350 Nm
OVERALL LENGTH (mm)	7990
OVERALL WIDTH (mm)	2380
OVERALL HEIGHT (mm)	3550
WHEEL BASE (mm)	4350
GROSS VEHICLE WEIGHT RATIO (kg)	6500
MASS IN RUNNING ORDER (kg)	4870
PAYLOAD (kg)	1630
TRAILER LOAD (kg)	3500
SEATS WITH THREE-POINT SEATBELT	2 / 4
LEFT SITTING AREA (mm)	—
RIGHT SEAT (mm)	—
SITTING AREA (mm)	2000 / 1600
REAR BED (mm)	—
ALCOVE BED DIMENSIONS (mm)	2 x 2000 / 830
HEIGHT ABOVE ALCOVE MATTRESS (mm)	800
RIGHT GARAGE DOOR, H / W (mm)	1070 / 1150
LEFT GARAGE DOOR (OPTIONAL), H / W (mm)	1020 / 680



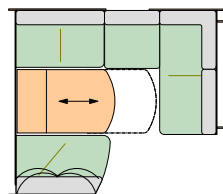
CRUISER 890 RRL

Iveco Daily	Iveco Daily
70C18	70C18
4-cylinder	4-cylinder
3.0 l	3.0 l
132 kW (180 hp)	132 kW (180 hp)
350 Nm	350 Nm
8990	8990
2380	2380
3550	3550
5100	5100
7000	7000
5130	5130
1870	1870
3500	3500
2 / 4 ¹	4
—	1960
—	1340
2000 / 1350 / 1950	—
—	2 x 2000 / 850
2 x 2000 / 830	2050 / 1480
800	800
1070 / 1150	1250 / 1150
1070 / 680	1250 / 800

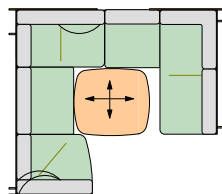
CRUISER 891 L/LR

¹ 2 x lap belts in the seat against the driving direction
For additional information on dimensions and weight units, see page 25.

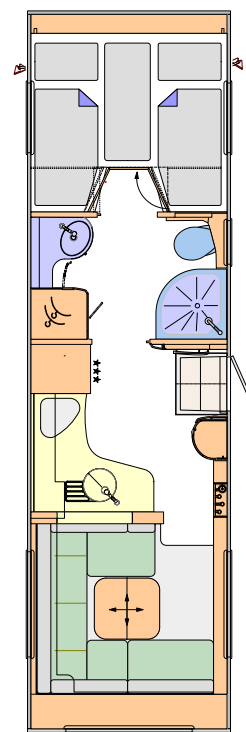
TECHNICAL SPECIFICATIONS



Standard seating area
(894 L)

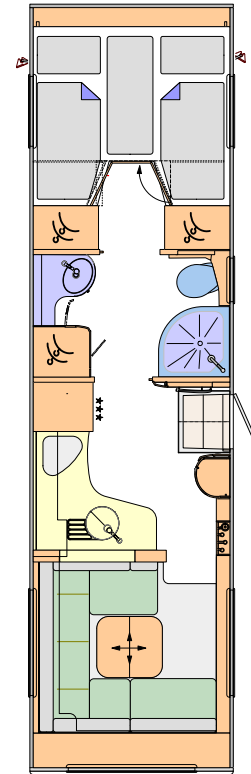
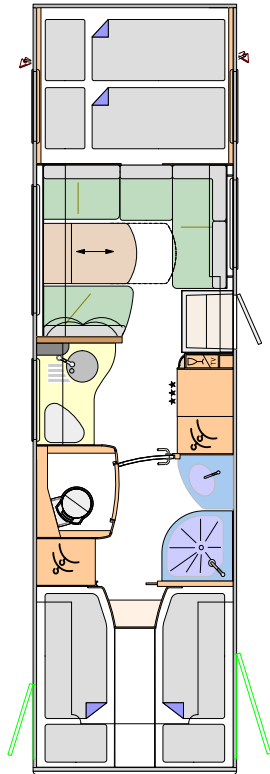


Round seating area
(894 LR)



CRUISER 840 RRL

BASIC VEHICLE	Iveco Eurocargo
CHASSIS TYPE	75E19
ENGINE (Euro VI)	4-cylinder
ENGINE CAPACITY	4.5 l
OUTPUT	137 kW (186 hp)
TORQUE	680 Nm
OVERALL LENGTH (mm)	8495
OVERALL WIDTH (mm)	2380
OVERALL HEIGHT (mm)	3690
WHEEL BASE (mm)	4185
GROSS VEHICLE WEIGHT RATIO (kg)	7490
MASS IN RUNNING ORDER (kg)	6260
PAYLOAD (kg)	1230
TRAILER LOAD (kg)	3500
SEATS WITH THREE-POINT SEATBELT	2 / 4 ¹
LEFT SITTING AREA (mm)	—
RIGHT SEAT (mm)	—
SITTING AREA (mm)	2000 / 1350 / 1950
REAR BED (mm)	—
ALCOVE BED DIMENSIONS (mm)	2 x 2000 / 830
HEIGHT ABOVE ALCOVE MATTRESS (mm)	750
RIGHT GARAGE DOOR, H / W (mm)	1070 / 1150
LEFT GARAGE DOOR (OPTIONAL), H / W (mm)	1070 / 680



CRUISER 894 L/LR

Iveco Eurocargo	Iveco Eurocargo
75E19	75E19
4-cylinder	4-cylinder
4.5 l	4.5 l
137 kW (186 hp)	137 kW (186 hp)
680 Nm	680 Nm
8995	8995
2380	2380
3690	3690
4455	4455
7490	7490
6320	6420
1170	930
3500	3500
4	2 / 4 ¹
1960	—
1340	—
—	2000 / 1350 / 1950
2 x 2000 / 850	—
2050 / 1550	2 x 2000 / 830
750	750
1250 / 1150	1070 / 1150
1250 / 800	1070 / 680

¹ 2 x lap belts in the seat against the driving direction
For additional information on dimensions and weight units, see page 25.

SPECIAL CHASSIS EQUIPMENT

PART NO.	IVECO DAILY CHASSIS	ADDITIONAL WEIGHT IN KG
21-170-AA-2	Chassis package 65C (791 RL only) Gross vehicle weight ratio 7,200 kg, (trailer load max. 3,300 kg) Differential lock for rear axle Air suspension on the rear axle with the function "lifting and lowering" ESP, ABS, ASR and hill holder Driver's cab air conditioning	70
21-170-AA-3	Chassis package 70C (only in combination with part no. 21-011-AA-2) Gross vehicle weight ratio 7,490 kg, (trailer load max. 3,000 kg) Differential lock for rear axle Air suspension on the rear axle with the function "lifting and lowering" ESP, ABS, ASR and hill holder Driver's cab air conditioning	70
21-149-AA-2	Gross vehicle weight ratio 7,200 kg, gross vehicle weight (for chassis version 65C) (trailer load max. 3,300 kg)	0
21-149-AA-3	Gross vehicle weight ratio 7,490 kg, gross vehicle weight (for chassis version 70C) (trailer load max. 3,000 kg)	0
21-011-AA-2	Chassis version Iveco Daily 70C (7,000 kg gross vehicle weight)	30
21-020-AA-1	Engine version 1 Iveco Daily C21 (Euro VI), displacement 3.0 l, 154 kW (210 hp), torque 470 Nm (only in combination with part no. 21-030-AA)	37
21-030-AA	ZF converter automatic transmission	20
21-012-AA	Differential lock for rear axle	15

SPECIAL CHASSIS EQUIPMENT

PART NO.	IVECO DAILY CHASSIS	ADDITIONAL WEIGHT IN KG
21-021-AA	Telma retarder	124
21-042-AA-3	Comfort and safety package - Adaptive cruise control (ACC) with traffic function - AEBs emergency brake assistant with City-Brake pro - Active lane departure warning system with buzzer - Rain/light sensor	20
21-052-AA	Active tyre pressure monitoring system (not in combination with part no. 21-151-A0)	2
21-131-AA-1	Trailer coupling with max. 3,500 kg trailer load (depending on selected load) (can only be delivered if mounted at the factory)	29
21-131-AA-2	Trailer coupling with removable ball head (trailer load max. 2,500 kg) (can only be delivered if mounted at the factory)	33
21-140-AA	Air suspension on the rear axle with the function "lifting and lowering"	25
21-152-AA	Hydraulic supporting jacks with automatic levelling	100
21-530-AA	Full LED low and high beams with LED daytime running lights	1
21-053-AA	Spare wheel with steel rim under the lowered rear of the rear garage	55
21-142-AA	Stainless steel wheel covers (not for SUV 4x4)	5
21-142-AA-1	Stainless steel wheel covers (for SUV 4x4 only)	7
21-141-AA-1	16" anthracite / glossy silver light alloy wheels, front axle with wheel spacers, rear axle wheel covers (only in combination with part no. 21-169-AA) (not for SUV 4x4)	-3
21-141-AA-2	16" black / matt silver light alloy wheels, front axle with wheel spacers, rear axle wheel covers (only in combination with part no. 21-169-AA) (not for SUV 4x4)	-3
21-169-AA	Front bumper and side skirts in driver's cabin colour (Standard for SUV 4x4)	4
21-216-AA	Electrically adjustable and heatable outer mirror	3
21-311-AA	Multi-function steering wheel in leather	1
21-060-AA	Driver's cabin air conditioning	30
21-380-AA	Luxury seats for driver and front passenger with armrest in original Iveco fabric, with hydraulic suspension and seat heating	20
21-164-AA	Dual-tone compressed air horn	3
21-910-AA	Commitment charge including full series fuel tank and Adblue tank	0

SPECIAL CHASSIS EQUIPMENT

PART NO.	IVECO EUROCARGO CHASSIS	ADDITIONAL WEIGHT IN KG
21-011-AB-1	Chassis variant 8,000 kg 80E22 (6 cylinders, 6.7 l, 162 kW (220 hp), 800 Nm, trailer load max. 3,500 kg) Front axle and rear axle air suspension with "raising and lowering" function Fuel tank: approx 180 l	325
21-011-AB-3	Chassis variant 10,000 kg 100E22 (6 cylinders, 6.7 l, 162 kW (220 hp), 800 Nm, trailer load max. 3,500 kg) Front axle and rear axle air suspension with "raising and lowering" function Fuel tank: approx 180 l	400
21-020-AB	Engine variant E21 (4 cylinders, 4.5 l, 154 kW (210 hp), 750 Nm)	73
21-030-AB	Eurotronic automated 6-gear transmission	20
21-012-AB	Differential lock for rear axle	15
21-131-AB-1	Trailer coupling with max. 3,500 trailer load (can only be delivered if mounted at the factory)	29
21-131-AB-2	Trailer coupling with removable ball head (trailer load max. 2,500 kg)	33
21-140-AB	Rear axle air suspension with "raising and lowering" function	25
21-152-AB	Hydraulic supporting jacks system with automatic levelling	100
21-014-AB	Fuel tank, 180 l	70
21-015-AB	Aluminium air tank	-6
21-053-AB	Spare wheel with steel rim and holder on the chassis ²	65
21-169-AB	Front bumper in driver's cabin colour	4
21-043-AB	Xenon headlights	2
21-142-AB	Stainless steel wheel covers	8
21-063-AB	Central locking system for driver's cabin	3
21-066-AB	Sun filter windscreen	0
21-162-AB	Original Iveco steering wheel in leather	1
21-060-AB	Driver's cabin air conditioning	30
21-380-AB	Luxury seats for driver and front passenger (driver's seat with armrest) in original Iveco fabric, with hydraulic suspension and seat heating	20
21-164-AB	Dual-tone compressed air horn	3
21-910-AB-1	Commitment charge including full series fuel tank and Adblue tank 75E	0
21-910-AB-2	Commitment charge including full series fuel tank and Adblue tank 80E / 100E	0

²Combinations of options which can be attached to the chassis are only available with restrictions. A final confirmation can only be made after a technical test.

SPECIAL EQUIPMENT BODY

PART NO.	BODY	ADDITIONAL WEIGHT IN KG
21-950-A0-1	<p>Ambience Style package Atlas cedar</p> <p>Furnishings in Atlas cedar with roof cabinet fronts in the living and sleeping area in Atlas cedar and handle bars in stainless steel look</p> <p>External decor in "Centurion Style" including decals</p> <p>Windows with tinting in privacy black</p> <p>Colour-coordinated, high-quality microfibre coverings for walls and ceiling</p> <p>Blinds in living room with wood look</p> <p>Ambience lighting</p> <ul style="list-style-type: none"> - Overhead compartments in living room - Trays underneath the overhead compartments in living room - Lower kitchen cupboard <p>Soft-Walk floor covering in yacht-style</p> <p>Living room carpet linked and removable</p>	38
21-950-A0-4	<p>Ambience Style package Atlas cedar</p> <p>Furnishings in Atlas cedar with roof cabinet fronts in the living and sleeping area in "high gloss" Senosan cream white</p> <p>External decor in "Centurion Style" including decals</p> <p>Windows with tinting in privacy black</p> <p>Colour-coordinated, high-quality microfibre coverings for walls and ceiling</p> <p>Blinds in living room with wood look</p> <p>Ambience lighting</p> <ul style="list-style-type: none"> - Overhead compartments in living room - Trays underneath the overhead compartments in living room - Lower kitchen cupboard <p>Soft-Walk floor covering in yacht-style</p> <p>Living room carpet linked and removable</p>	38

SPECIAL EQUIPMENT BODY

PART NO.	BODY	ADDITIONAL WEIGHT IN KG
21-950-A0-2	Ambience Style package Morettini Pear Furnishings in Morettini Pear with roof cabinet fronts in the living and sleeping area in "high gloss" Morettini pear External decor in "Centurion Style" including decals Windows with tinting in privacy black Colour-coordinated, high-quality microfibre coverings for walls and ceiling Blinds in living room with wood look Ambience lighting - Overhead compartments in living room - Trays underneath the overhead compartments in living room - Lower kitchen cupboard Soft-Walk floor covering with slate look Living room carpet linked and removable	38
21-950-A0-3	Ambience Style package Morettini Pear Furnishings in Morettini Pear with roof cabinet fronts in the living and sleeping area in "high gloss" Senosan cream white External decor in "Centurion Style" including decals Windows with tinting in privacy black Colour-coordinated, high-quality microfibre coverings for walls and ceiling Blinds in living room with wood look Ambience lighting - Overhead compartments in living room - Trays underneath the overhead compartments in living room - Lower kitchen cupboard Soft-Walk floor covering with slate look Living room carpet linked and removable	38
21-218-A0	External decor in "Centurion Style" including decals	1
21-211-A0-1	„Security Plus“ entry door with combination safety lock, remote control via ignition key and key emergency switch, „Interstop“ door protection	0
21-217-A0-1	Left garage door 1070 x 680 mm (791 RL (1020 x 680 mm), 840 RRL, 890 RRL, 900 RRL)	5
21-217-A0-2	Left garage door 1250 x 800 mm (891 L / LR, 894 L / RL)	5
21-481-A0	Additional rigging bar in garage at the height of living room floor	3
21-481-A0-2	Lashing system with airline rails and 4 lashing rings embedded in rear garage floor	4

SPECIAL EQUIPMENT BODY

PART NO.	BODY	ADDITIONAL WEIGHT IN KG
21-217-A0	Central locking system for storage space flaps (without skirting panel flaps and gas locker door)	5
21-232-A0-1	5.5 m side wall awning, mechanical (791 RL only)	54
21-232-A0-2	5.5 m side wall awning, electric (791 RL only)	58
21-232-A0-3	6.0 m side wall awning, mechanical	62
21-232-A0-4	6.0 m side wall awning, electric	66
21-532-A0	LED side wall lighting beneath the awning	2
21-531-A0	LED rear wall lighting for optimum manoeuvring in darkness	2
21-542-A0-1	LED lighting for storage areas in the double floor	1
21-213-A0	Windows with tinting in privacy black	0

LIVING ROOM / BEDROOM AREA

21-605-A0	Roof cabinet fronts in the living and sleeping area in "high gloss" Senosan cream white	8
21-600-A0-4	Furnishings in Morettini Pear with roof cabinet fronts in the living and sleeping area in "high gloss" Morettini pear	8
21-600-A0-3	Furnishings in Morettini Pear with roof cabinet fronts in the living and sleeping area in "high gloss" Senosan cream white	8
21-600-A0-5	Furnishings in Atlas cedar with roof cabinet fronts in the living and sleeping area in Atlas cedar with handle bars in stainless steel look	8
21-600-A0-2	Furnishings in Atlas cedar with roof cabinet fronts in the living and sleeping area in "high gloss" Senosan cream white	8
21-219-A0	Colour-coordinated, high-quality microfibre coverings for walls and ceiling	0
21-772-A0	Blinds in living room with wood look	5
21-686-A0-1	1 x lap belt in the seat against the driving direction (including 5-person approval, only for round seating area)	25
21-686-A0-2	2 x lap belts in the seat against the driving direction (including 6-person approval, only for standard sitting area)	55
21-686-A0-3	2 x lap belts in the seat against the driving direction (including 4-person approval, for 840 RRL, 890 RRL and 900 RRL)	30
21-686-A0-4	2 x three-point belts in round seating area facing the direction of travel (including 4-person approval, for 791 RL)	40
21-689-A0-1	Lowerable table with upholstered table cover (round seating area only)	8
21-689-A0-2	Extendible table (round seating area only)	4
21-689-A0-3	Pull-out and lowerable table with upholstered table cover (round seating area only)	10
21-231-A0-1	Midi-Heki instead of Mini-Heki (living room) ¹	6
21-231-A0-2	Midi-Heki instead of Mini-Heki (alcove) ¹	6
21-231-A0-3	Panorama skylight (Heki 3) instead of Midi-Heki (living room) ¹	13
21-231-A0-4	Panorama skylight (Heki 3) instead of Mini-Heki (bedroom) ¹	19

¹The position of the skylight is determined after taking into account all roof constructions.

SPECIAL EQUIPMENT BODY

PART NO.	LIVING ROOM / BEDROOM AREA	ADDITIONAL WEIGHT IN KG
21-231-A0-5	Panorama skylight (Heki 3) instead of Mini-Heki (alcove) ¹	19
21-652-A0-3	Alcove bed with spring base and adjustable headrest (transverse bed)	6
21-652-A0-4	Alcove bed with spring base and adjustable headrest (twin bed)	6
21-652-A0-2	Rear bed with spring base and adjustable headrest (twin bed)	6
21-540-A0	Ambience lighting Indirect lighting with LED light band for: - Overhead compartments in living room - Trays underneath the overhead compartments in living room - Lower kitchen cupboard	3

KITCHEN

21-622-A0-1	Mineral kitchen worktop with seamless sunken sink. Stainless steel 3-flame hob with automatic ignition and glass cover and glass inlay, colour: marble white (791 RL, 840 RRL, 890 RRL, 900 RRL)	20
21-622-A0-2	Mineral kitchen worktop with seamless sunken sink. Stainless steel 3-flame hob with automatic ignition and glass cover and glass inlay, colour: marble white (891 L / LR, 894 L / LR)	20
21-630-A0	177 l refrigerator / oven combination instead of standard 177 l refrigerator	23
21-630-A0-1	177 l refrigerator / microwave combination instead of standard 177 l refrigerator	23
21-630-A0-2	177 l compressor refrigerator	0
21-630-A0-3	177 l compressor refrigerator / microwave combination	23
21-231-A0-6	Roof ventilator with ventilation and aeration ¹	4

¹The position of the skylight is determined after taking into account all roof constructions.

SPECIAL EQUIPMENT BODY

PART NO.	ELECTRONICS	ADDITIONAL WEIGHT IN KG
21-511-A0-1	Electronic power package I 1 x 170 Ah additional gel battery (total of 2 batteries), combination charger 60 A, sine wave inverter from 12 V to 230 V, 3000 W peak and 1600 W continuous output with network compensator	68
21-511-A0-2	Electronic power package II 2 x 170 Ah additional gel batteries (total of 3 batteries), combination charger 100 A, sine wave inverter from 12 V to 230 V, 4000 W peak and 2200 W continuous output with network compensator	125
21-511-A0-3	Electronic power package "Ultra Power" 1 x 400 Ah lithium battery (instead of series body batteries), combination charger 150 A, sine wave inverter from 12 V to 230 V, 6000 W peak and 3000 W continuous output with network compensator	11
21-511-A0-4	Charging current package for body batteries (for Iveco Daily) Charger converter 90 A The optional air conditioning for living room can be used whilst driving, power supply through the inverter Switch-off of air conditioning through inverter when battery capacity reaches 5% (only in combination with part no. 21-511-A0-2 or 21-511-A0-3)	6
21-581-A0	Alarm system with surveillance of the garage doors, the living room door as well as the driver's cabin doors	3
21-560-AA	Double reverse camera with shutter (Daily) (only in combination with part no. 21-555-AA-1, 21-555-AA-2 or 21-555-AA-3)	4
21-560-AB	Double reverse camera with shutter (Eurocargo) (only in combination with part no. 21-555-AB-2)	4
21-570-A0-1	Solar panels with approx. 180 W maximum power	15
21-570-A0-2	Solar panels with approx. 2 x 180 W maximum power	30
21-150-A0	2600 W gas generator, permanently installed (only in combination with gas tank)	50

SPECIAL EQUIPMENT BODY

PART NO.	TV / RADIO / PHONE	ADDITIONAL WEIGHT IN KG
21-550-A0-1	Satellite TV system with 24" Full HD LED Smart TV in entrance area Satellite TV system with 85 cm mirror, fully automatic alignment, multiple-subscriber configuration by means of TWIN-LNB, connection for second receiver with 12 V and antenna socket in bedroom, audio supplied via radio system (total vehicle height plus approx. 100 mm)	38
21-550-A0-2	Satellite TV system with 24" Full HD LED Smart TV, round seating area to the right on sideboard (791 RL only) Satellite TV system with 85 cm mirror, fully automatic alignment, multiple-subscriber configuration by means of TWIN-LNB, connection for second receiver with 12 V and antenna socket in bedroom, audio supplied via radio system (total vehicle height plus approx. 100 mm)	38
21-550-A0-3	Satellite TV system with 32" Full HD LED Smart TV, rear right (840 RRL, 890 RRL and 900 RRL) Satellite TV system with 85 cm mirror, fully automatic alignment, multiple-subscriber configuration by means of TWIN-LNB, connection for second receiver with 12 V and antenna socket in bedroom, audio supplied via radio system (total vehicle height plus approx. 100 mm)	45
21-551-A0	DVB-T antenna for receiving terrestrial television (for two TV devices)	2
21-552-A0-1	24" Full HD LED Smart TV for rear sleeping compartment with integrated TV tuner	15
21-552-A0-2	24" Full HD LED Smart TV for Alcove twin bed with integrated TV tuner (791 RL, 840 RRL, 890 RRL, 900 RRL)	15

SPECIAL EQUIPMENT BODY

PART NO.	TV / RADIO / PHONE	ADDITIONAL WEIGHT IN KG
21-557-A0-1	LTE WLAN router for amplifying external WLAN signals and Internet TV streaming	1
21-555-AA-1	Double DIN radio with 6.2" display, MP3 and USB connection as well as mobile phone hands-free module with Bluetooth (Daily)	4
21-555-AA-2	Double DIN radio with 7" display, DAB+ tuner, MP3 and USB connection as well as mobile phone hands-free module with Bluetooth (Daily)	4
21-555-AB-1	Radio in driver's cabin with CD, MP3 and USB port, DAB+ tuner, hands-free module for telephone with Bluetooth (Eurocargo)	3
21-555-A0-1	Radio in living room with Bluetooth, MP3 and USB port, DAB+ tuner, sound system with bass reflex subwoofer and additional speakers	15
21-555-AA-3	Navigation system (Daily) (with truck software and 7" touch-screen, integrated radio with DAB+, MP3 play-back and hands-free device for telephone with Bluetooth)	4
21-555-AB-2	Navigation system (Eurocargo without radio function) (with truck software and 7" touch-screen)	4
21-556-A0-1	Acoustic package for rear bedroom (not for 791 RL, 840 RRL, 890 RRL and 900 RRL) (2 x 2-way speaker system and 4-channel amplifier for sound optimisation of LED flat screen)	20
21-556-A0-2	Acoustic package for alcoves (for 791 RL, 840 RRL, 890 RRL and 900 RRL) (2 x 2-way speaker system, 2 x mid/bass speakers and 4-channel amplifier for sound optimisation of LED flat screen)	20
21-521-A0	Socket combination, 230 V / 12 V / antenna, in double floor with floor routing, position: In external storage compartment, right side in the direction of travel (for optional external TV connection) (sat output)	1

SPECIAL EQUIPMENT BODY

PART NO.	WATER / GAS / HEATING / BATHROOM	ADDITIONAL WEIGHT IN KG
21-424-A0	External shower in the garage (driver's side)	2
21-421-A0-1	Fresh water tank approx. 320 l (instead of 230 l)	8
21-421-A0-2	Freshwater and wastewater tank, approx. 320 l each (instead of approx. 230 l)	16
21-436-A0	Porcelain toilet with approx. 230 l fixed tank	28
21-443-A0	Additional cassette toilet with support trough	3
21-217-AB	Service flap with additional toilet cartridge with holder in double floor under cassette toilet (for 894 L / LR)	8
21-617-A0-1	SOG toilet ventilation system over the roof (for cassette toilet)	1
21-617-A0-2	SOG comfort toilet ventilation with activated carbon filter for fixed tank (extraction at toilet bowl)	1
21-582-A0	Gas alarm for monitoring the living room (carbon monoxide, propane, butane, paralysing gas, KO gas)	2
21-443-A0	External gas socket on the passenger's side (BBQ point)	1
21-151-A0	Gas tank approx. 120 l with gas prefilter, secondary gas filling point, crash sensor and fill level indicator in the control panel display, including skirting panel flap (including gas tank filling) (not in combination with part no. 21-052-AA)	104
21-575-A0	2400 W roof air conditioning with 1700 W heating element (total vehicle height plus approx. 130 mm) ³	34
21-153-A0	"Motor Caravan" diesel auxiliary heating with convenient permanent heating function (5200 W) including timer	10
21-154-A0	Engine heat exchanger that uses the engine's cooling water to heat the living room	5
21-475-A0	2-zone floor heating, can be regulated separately (living room, bathroom)	10
21-419-A0	Heating circuit in sleeping area / garage can be thermally controlled (891 L / LR, 894 L / LR)	7
21-419-A0-1	Heating circuit in alcove can be thermally controlled	7
21-414-A0	Towel radiator (840 RRL, 890 RRL and 900 RRL series)	15
21-418-A0	6 l Alde-Flow additional hot water boiler	8
21-213-A0	Bathroom window 500 x 500 mm (840 RRL, 890 RRL and 900 RRL only)	2
21-618-AA	Overhead compartment in bathroom (Daily) (890 RRL only)	6
21-618-AB	Overhead compartment in bathroom (Eurocarga) (840 RRL and 900 RRL only)	6
21-619-A0	Mirrored cabinet in- and outside	1

³If not ordered otherwise, the roof air conditioning is installed in the living room.

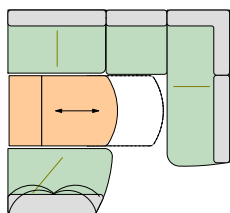
SPECIAL EQUIPMENT BODY

PART NO.	UPHOLSTERY FABRIC / LEATHER / CARPET		ADDITIONAL WEIGHT IN KG
21-700-A0-1	"Maxwell" textile / microfibre upholstery including colour-coordinated window decoration	Series	0
21-700-A0-2	"Caramel" textile / microfibre upholstery including colour-coordinated window decoration	Series	0
21-700-A0-3	"Island" textile / microfibre upholstery including colour-coordinated window decoration	Series	0
21-700-A0-4	"Toffee" textile-leather upholstery with "Redonda" foam look including colour-coordinated window decoration		15
21-700-A0-5	"Creme-Beige" leather upholstery including colour-coordinated window decoration and colour-coordinated Concorde collection		25
21-700-A0-6	"Savannah" leather upholstery including colour-coordinated window decoration and colour-coordinated Concorde collection		25
21-700-A0-7	"Coco" leather upholstery including colour-coordinated window decoration and colour-coordinated Concorde collection		25
21-700-A0-14	"Mother of Pearl" leather upholstery including colour-coordinated window decoration and colour-coordinated Concorde collection		25
21-700-A0-8	Bi-colour "Creme-Beige / Terra" leather upholstery including colour-coordinated window decoration and colour-coordinated Concorde collection		25
21-700-A0-15	Bi-colour "Savannah / Terra" leather upholstery including colour-coordinated window decoration and colour-coordinated Concorde collection		25
21-700-A0-16	Bi-colour "Mother of Pearl / Terra" leather upholstery including colour-coordinated window decoration and colour-coordinated Concorde collection		25
21-700-A0-9	Original driver's cabin seats covered in living room textile / microfibre instead of the chassis manufacturer's original upholstery		0
21-700-A0-10	Original driver's cabin seats covered in living room leather instead of the chassis manufacturer's original upholstery		5
21-700-A0-12	Textile/microfibre upholstery with "Redonda" foam look		0
21-700-A0-13	Leather upholstery with "Redonda" foam look		0
21-721-A0-1	Concorde collection "Maxwell": 2 x small pillows, 2 x big pillows, 2 x blankets		5
21-721-A0-2	Concorde collection "Caramel": 2 x small pillows, 2 x big pillows, 2 x blankets		5
21-721-A0-3	Concorde collection "Island": 2 x small pillows, 2 x big pillows, 2 x blankets		5
21-721-A0-4	Concorde collection "Toffee": 2 x small pillows, 2 x big pillows, 2 x blankets		5
21-471-A0-1	Soft-Walk floor covering with ship's-deck look (recommended for Noce furniture)	Series	0
21-471-A0-2	Soft-Walk floor covering with slate look (recommended for Morettini Pear furniture)	Free of charge	0
21-471-A0-3	Soft-Walk floor covering in yacht-style (recommended for Atlas cedar furniture)	Free of charge	0
21-730-A0-1	Living room carpet linked and removable, colour: Creme		10
21-730-A0-2	Living room carpet linked and removable, colour: Grey brown		10
21-730-A0-3	Living room carpet linked and removable, colour: Novus light beige		10

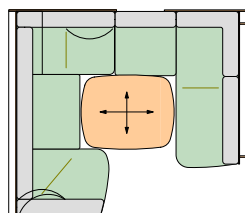
Concorde uses only the highest-quality fabrics and leather with a special dirt-repellent coating.

The mass in running order contains: The dry weight of the standard equipment including the driver (75 kg), filled fuel tank, 100 l of fresh water, 1 x filled 11 kg steel gas bottle, vehicle tool kit. The empty weight and dimensions can change if special equipment and accessories are installed. All dimension and weight specifications correspond to the state of knowledge at the time of printing. Deviations of +/- 5% are possible and permissible.

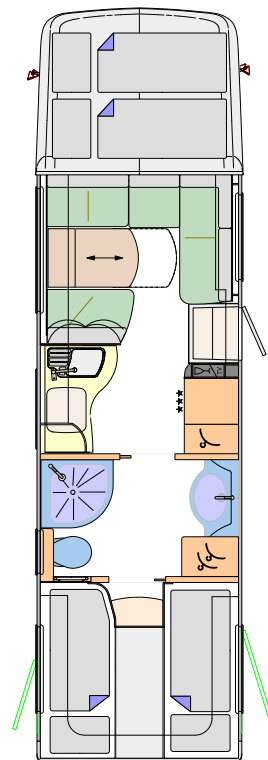
TECHNICAL SPECIFICATIONS



Standard seating area

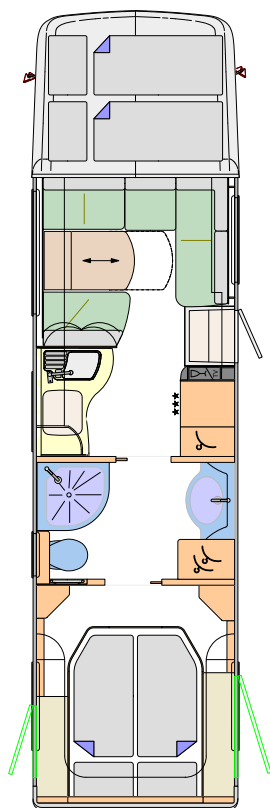


Round seating area



CRUISER 890 L / 890 LR

BASIC VEHICLE	MB Atego
CHASSIS TYPE	923 I
ENGINE (Euro VI)	4-cylinder
ENGINE CAPACITY	5.1 l
OUTPUT	170 kW (231 hp)
TORQUE	900 Nm
OVERALL LENGTH (mm)	8930
OVERALL WIDTH (mm)	2480
OVERALL HEIGHT (mm)	3750
WHEEL BASE (mm)	4520
GROSS VEHICLE WEIGHT RATIO (kg)	9500
MASS IN RUNNING ORDER (kg)	7545
PAYLOAD (kg)	1955
TRAILER LOAD BRAKED (kg)	3500
SEATS WITH THREE-POINT SEATBELT	4
LEFT SITTING AREA (mm)	2000
RIGHT SEAT (mm)	1500
REAR BED (mm)	2 x 2000 / 845
ALCOVE BED DIMENSIONS (mm)	2100 / 1550
HEIGHT ABOVE ALCOVE MATTRESS (mm)	700
RIGHT GARAGE DOOR, H / W (mm)	1250 / 1150
LEFT GARAGE DOOR, H / W (mm)	1250 / 800



CRUISER 940 M / 940 MR

MB Atego
1230 l
6-cylinder
7.7 l
220 kW (299 hp)
1200 Nm
9430
2480
3860
4760
11990
8655
3335
3000
4
2000
1500
2000 / 1570
2100 / 1550
700
1250 / 1150
1250 / 800

SPECIAL CHASSIS EQUIPMENT

PART NO.	MERCEDES BENZ ATEGO CHASSIS	ADDITIONAL WEIGHT IN KG
21-011-MF-1	Chassis variant 12,000 kg MB Atego 1230 L (6 cylinders, 7.7 l, 220 kW (299 hp), 1200 Nm, trailer load max. 3,000 kg, overall height 3860 mm, wheel base 4460 mm) Chassis with 19.5" tyres Air suspension on the front axle Available for: 890 L / LR	980
21-020-MF	Engine variant 924 (6 cylinders, 7.7 l, 175 kW (238 hp), 1000 Nm) (available for: 890 L / LR)	4
21-030-MF	Automated 8-gear transmission system (only in combination with part no. 21-020-MF)	51
21-012-MF	Differential lock for rear axle	15
21-131-MF	Trailer coupling with max. 3,500 kg trailer load (max. 3,000 kg from MB Atego 1230 L) (can only be delivered if mounted at the factory)	29
21-152-MF-1	Hydraulic supporting jacks with automatic levelling	139
21-021-MF	High performance engine brake	6
21-053-MF	Spare wheel with steel rim and holder on the chassis ²	65
21-142-MF-1	Stainless steel wheel covers 17.5" (MB Atego 923 L)	8
21-142-MF-2	Stainless steel wheel covers 19.5" (MB Atego 1230 L)	8
21-141-MF-1	6.75 x 17.5" "Alcoa Dura bright" light alloy wheels with standard tyres (MB Atego 923 L)	-56
21-141-MF-2	7.50 x 19.5" "Alcoa Dura bright" light alloy wheels with standard tyres (MB Atego 1230 L)	-60
21-311-MF-1	Original steering wheel in leather with real chrome look	3
21-311-MF-2	Original steering wheel in leather with wood look (only in combination with part no. 21-064-MF-2)	3
21-064-MF-1	Dashboard with aluminium look (chrome decoration in the inside of the driver's cabin)	2
21-064-MF-2	Dashboard with wood look (matt wood decoration in the inside of the driver's cabin)	2
21-380-MF	Comfort driver's cabin seats	60
21-164-MF	Dual-tone compressed air horn	3
21-910-MF	Commitment charge including full series fuel tank and Adblue tank	0

²Combinations of options which can be attached to the chassis are only available with restrictions. A final confirmation can only be made after a technical test.

SPECIAL EQUIPMENT BODY

PART NO.	BODY	ADDITIONAL WEIGHT IN KG
21-950-M0-1	Ambience Style package Atlas cedar Furnishings in Atlas cedar with roof cabinet fronts in the living and sleeping area in Atlas cedar with handle bars in stainless steel look External decor in "Centurion Style" including decals Windows with tinting in privacy black Blinds in living room with wood look Soft-Walk floor covering in yacht-style Living room carpet linked and removable	29
21-950-M0-4	Ambience Style package Atlas cedar Furnishings in Atlas cedar with roof cabinet fronts in the living and sleeping area in "high gloss" Senosan cream white External decor in "Centurion Style" including decals Windows with tinting in privacy black Blinds in living room with wood look Soft-Walk floor covering in yacht-style Living room carpet linked and removable	29
21-950-M0-2	Ambience Style package Morettini Pear Furnishings in Morettini Pear with roof cabinet fronts in the living and sleeping area in "high gloss" Morettini pear External decor in "Centurion Style" including decals Windows with tinting in privacy black Blinds in living room with wood look Soft-Walk floor covering with slate look Living room carpet linked and removable	29

SPECIAL EQUIPMENT BODY

PART NO.	BODY	ADDITIONAL WEIGHT IN KG
21-950-M0-3	Ambience Style package Morettini Pear Furnishings in Morettini Pear with roof cabinet fronts in the living and sleeping area in "high gloss" Senosan cream white External decor in "Centurion Style" including decals Windows with tinting in privacy black Blinds in living room with wood look Soft-Walk floor covering with slate look Living room carpet linked and removable	29
21-218-M0	External decor in "Centurion Style" including decals	1
21-481-M0	Additional rigging bar in garage at the height of living room floor	3
21-481-M0-2	Lashing system with airline rails and 4 lashing rings embedded in rear garage floor	4
21-217-M0	Central locking system for storage space flaps (without skirting panel flaps and gas locker door)	5
21-232-M0	6 m electrical roof awning	66
21-532-M0	LED side wall lighting beneath the awning	2
21-542-M0-1	LED lighting for storage areas in the double floor	1
21-213-M0	Windows with tinting in privacy black	0

SPECIAL EQUIPMENT BODY

PART NO.	LIVING ROOM / BEDROOM AREA	ADDITIONAL WEIGHT IN KG
21-605-M0	Roof cabinet fronts in the living and sleeping area in "high gloss" Senosan cream white	8
21-600-M0-4	Furnishings in Morettini Pear with roof cabinet fronts in the living and sleeping area in "high gloss" Morettini pear	8
21-600-M0-3	Furnishings in Morettini Pear with roof cabinet fronts in the living and sleeping area in "high gloss" Senosan cream white	8
21-600-M0-5	Furnishings in Atlas cedar with roof cabinet fronts in the living and sleeping area in Atlas cedar with handle bars in stainless steel look	8
21-600-M0-2	Furnishings in Atlas cedar with roof cabinet fronts in the living and sleeping area in "high gloss" Senosan cream white	8
21-722-M0	Blinds in living room with wood look	5
21-685-M0-1	1 x lap belt in the seat against the driving direction (including 5-person approval, only for round seating area)	5
21-685-M0-2	2 x lap belts in the seat against the driving direction (including 6-person approval, only for standard seating area)	30
21-689-M0	Lowerable table with upholstered table cover (round seating area only)	8
21-689-M0-1	Pull-out and lowerable table with upholstered table cover (only round seating area)	12
21-231-M0-1	Midi-Heki instead of Mini-Heki (living room) ¹	6
21-231-M0-2	Panorama skylight (Heki 3) instead of Mini-Heki (bedroom) ¹	19
21-640-M0	Ceiling-height entrance cabinet with acrylic glass removable shelves including a collection of glasses and LED lighting (not in combination with TV in entrance area)	10

KITCHEN

21-630-M0-1	177 l refrigerator / microwave combination instead of standard refrigerator combination	0
21-630-M0-2	177 l compressor refrigerator	0
21-630-M0-3	177 l compressor refrigerator / microwave combination	0
21-631-M0	Stainless steel microwave with grill function under hob, 230 V operation via external connection, 26 l cooking area (not in combination with part no. 21-632-M0)	22
21-632-M0	Dishwasher under hob (not in combination with part no. 21-631-M0)	25

¹The position of the skylight is determined after taking into account all roof constructions.

²Combinations of options which can be attached to the chassis are only available with restrictions. A final confirmation can only be made after a technical test.

SPECIAL EQUIPMENT BODY

PART NO.	ELECTRONICS	ADDITIONAL WEIGHT IN KG
21-511-M0-1	Electronic power package 1 x 170 Ah additional gel battery (total of 3 batteries), combination charger 100 A with network strength code, sine wave inverter from 12 V to 230 V, 4000 W peak and 2200 W continuous output with network compensator	60
21-511-M0-2	Electronic power package "Ultra Power" 1 x 400 Ah lithium battery (instead of series body batteries), combination charger 150 A, sine wave inverter from 12 V to 230 V, 6000 W peak and 3000 W continuous output with network compensator	-57
21-581-M0	Alarm system with surveillance of the garage doors, the living room door as well as the driver's cabin doors	3
21-560-M0	Double reverse camera with shutter (only in combination with part no. 21-555-M0-3)	4
21-570-M0-1	Solar panels with approx. 180 W maximum power	15
21-570-M0-2	Solar panels with approx. 2 x 180 W maximum power	30
21-150-M0	2600 W gas generator, permanently installed (only in combination with gas tank) ²	50

²Combinations of options which can be attached to the chassis are only available with restrictions. A final confirmation can only be made after a technical test.

SPECIAL EQUIPMENT BODY

PART NO.	TV / RADIO / PHONE	ADDITIONAL WEIGHT IN KG
21-550-M0-1	Satellite TV system with 24" Full HD LED Smart TV in entrance area Satellite TV system with 85 cm mirror, fully automatic alignment, multiple-subscriber configuration by means of TWIN-LNB, connection for second receiver with 12 V and antenna socket in bedroom, audio supplied via radio system (total vehicle height plus approx. 100 mm)	38
21-550-M0-3	Satellite TV system with 32" Full HD LED Smart TV in right roof cabinet, electrically lowerable Satellite TV system with 85 cm mirror, fully automatic alignment, multiple-subscriber configuration by means of TWIN-LNB, connection for second receiver with 12 V and antenna socket in bedroom, audio supplied via radio system (total vehicle height plus approx. 100 mm)	50
21-551-M0	DVB-T2 exterior antenna for receiving terrestrial television (for 2 TV devices)	2
21-552-M0	24" Full HD LED Smart TV for rear sleeping compartment with integrated TV tuner	15
21-557-M0-1	LTE WLAN router for amplifying external WLAN signals and Internet TV streaming	1
21-555-M0-2	Radio in living room with Bluetooth and MP3 playback, DAB+ tuner, sound system with bass reflex subwoofer and additional speakers	15
21-555-M0-3	Navigation system (with truck software and 7" touch-screen)	4
21-556-M0-1	Acoustic package for rear bedroom (2 x 2-way speaker system, 2 x mid/bass speakers and 4-channel amplifier for sound optimisation of LED flat screen)	20
21-521-M0	Socket combination, 230 V / 12 V / antenna, in double floor with floor routing, position: In external storage compartment, right side in the direction of travel (for optional external TV connection) (sat output)	1

SPECIAL EQUIPMENT BODY

PART NO.	WATER / GAS / HEATING / BATHROOM	ADDITIONAL WEIGHT IN KG
21-424-M0	External shower in the garage (driver's side)	2
21-432-M0	Wastewater tank approx. 320 l instead of 230 l	8
21-617-M0	SOG comfort toilet ventilation with activated carbon filter for fixed tank (extraction at toilet bowl)	1
21-582-M0	Gas alarm for monitoring the living room (carbon monoxide, propane, butane, paralysing gas, KO gas)	2
21-443-M0	External gas socket on the passenger's side (BBQ point)	1
21-151-M0	Gas tank approx. 120 l with gas prefilter, secondary gas filling point, crash sensor and fill level indicator in the control panel display, including skirting panel flap ² (including gas tank filling)	104
21-575-M0-1	2400 W roof air conditioning with 1700 W heating element ³	34
21-575-M0-2	2400 W air conditioning for living room with infrared remote control (mounting in double floor)	37
21-153-M0	"Motor Caravan" diesel auxiliary heating with convenient permanent heating function (5200 W) including timer	10
21-418-M0	6 l Alde-Flow additional hot water boiler	8
21-619-M0	Mirrored cabinet in- and outside	1

²Combinations of options which can be attached to the chassis are only available with restrictions. A final confirmation can only be made after a technical test.

³If not ordered otherwise, the roof air conditioning is installed in the living room.

SPECIAL EQUIPMENT BODY

PART NO.	UPHOLSTERY FABRIC / LEATHER / CARPET		ADDITIONAL WEIGHT IN KG
21-700-M0-1	"Maxwell" textile / microfibre upholstery including colour-coordinated window decoration	Series	0
21-700-M0-2	"Caramel" textile / microfibre upholstery including colour-coordinated window decoration	Series	0
21-700-M0-3	"Island" textile / microfibre upholstery including colour-coordinated window decoration	Series	0
21-700-M0-4	"Toffee" textile-leather upholstery with "Redonda" foam look including colour-coordinated window decoration		15
21-700-M0-5	"Creme-Beige" leather upholstery including colour-coordinated window decoration and colour-coordinated Concorde collection		25
21-700-M0-6	"Savannah" leather upholstery including colour-coordinated window decoration and colour-coordinated Concorde collection		25
21-700-M0-7	"Coco" leather upholstery including colour-coordinated window decoration and colour-coordinated Concorde collection		25
21-700-M0-14	"Mother of Pearl" leather upholstery including colour-coordinated window decoration and colour-coordinated Concorde collection		25
21-700-M0-8	Bi-colour "Creme-Beige / Terra" leather upholstery including colour-coordinated window decoration and colour-coordinated Concorde collection		25
21-700-M0-15	Bi-colour "Savannah / Terra" leather upholstery including colour-coordinated window decoration and colour-coordinated Concorde collection		25
21-700-M0-16	Bi-colour "Mother of Pearl / Terra" leather upholstery including colour-coordinated window decoration and colour-coordinated Concorde collection		25
21-700-M0-9	Original driver's cabin seats covered in living room textile / microfibre instead of the chassis manufacturer's original upholstery		0
21-700-M0-10	Original driver's cabin seats covered in living room leather instead of the chassis manufacturer's original upholstery		5
21-700-M0-12	Textile/microfibre upholstery with "Redonda" foam look		0
21-700-M0-13	Leather upholstery with "Redonda" foam look		0
21-721-M0-1	Concorde collection "Maxwell": 2 x small pillows, 2 x big pillows, 2 x blankets		5
21-721-M0-2	Concorde collection "Caramel": 2 x small pillows, 2 x big pillows, 2 x blankets		5
21-721-M0-3	Concorde collection "Island": 2 x small pillows, 2 x big pillows, 2 x blankets		5
21-721-M0-4	Concorde collection "Toffee": 2 x small pillows, 2 x big pillows, 2 x blankets		5
21-471-M0-1	Soft-Walk floor covering with ship's-deck look (recommended for Noce furniture)	Series	0
21-471-M0-2	Soft-Walk floor covering with slate look (recommended for Morettini Pear furniture)	Free of charge	0
21-471-M0-3	Soft-Walk floor covering in yacht-style (recommended for Atlas cedar furniture)	Free of charge	0
21-730-M0-1	Living room carpet linked and removable, colour: Creme		10
21-730-M0-2	Living room carpet linked and removable, colour: Grey brown		10
21-730-M0-3	Living room carpet linked and removable, colour: Novus light beige		10

Concorde uses only the highest-quality fabrics and leather with a special dirt-repellent coating.

The mass in running order contains: The dry weight of the standard equipment including the driver (75 kg), filled fuel tank, 100 l of fresh water, 1 x filled 11 kg steel gas bottle, vehicle tool kit. The empty weight and dimensions can change if special equipment and accessories are installed. All dimension and weight specifications correspond to the state of knowledge at the time of printing. Deviations of +/- 5% are possible and permissible.



Concorde

REISEMOBILE AUS LEIDENSCHAFT

Presented by your Concorde dealer:

Concorde Reisemobile GmbH
Concorde-Straße 2-4 · D-96132 Schlüsselfeld-Aschbach (Germany)
Phone +49 (0) 9555 9225-0 · Fax +49 (0) 9555 9225-44
Internet: www.concorde.eu · E-mail: info@concorde.eu

Technical modifications reserved provided that the overall product quality remains the same or is improved and the intended purpose is not impaired. On publication of this technical information, all previous are rendered invalid. Subject to change without notice, errors excepted.