

EN



Concorde

REISEMOBILE AUS LEIDENSCHAFT



LINER CENTURION

FROM 12 TONS

TECHNICAL INFORMATION 2025





INDEX

STANDARD EQUIPMENT

4

LINER

TECHNICAL DATA
SPECIAL EQUIPMENT

16

22

CENTURION

TECHNICAL DATA
SPECIAL EQUIPMENT

34

36

STANDARD EQUIPMENT

CHASSIS	LINER		CENTURION
	ATEGO	ACTROS	ACTROS
Insulated, soundproofed engine compartment cover	•	•	•
Turbo diesel engine Euro VI e with rear drive and twin tyres	•	•	•
Automated 8-gear transmission	•	–	–
PowerShift 3 automated 12-gear transmission	–	•	•
Differential lock for rear axle	•	•	•
Traction control system (TCS)	•	•	•
Full air suspension with „raising and lowering“ function	•	–	–
Full air suspension with lifting and lowering function, rear axle with 4 air bellows	–	•	•
Tyres	285 / 70R19,5	355 / 50R22,5	355 / 50R22,5
Rear axle tyres with traction pattern (mud and snow label)	285 / 70R19,5	315 / 60R22,5	315 / 60R22,5
Disk brakes on the front and rear axle	•	•	•
Dual circuit air brakes	•	•	•
Electronically regulated anti-lock braking system (ABS)	•	•	•
Electronic stability program (ESP)	•	•	•
Tyre pressure monitoring system	Optional	•	•
Traffic sign assistant	•	•	•
Active Sideguard Assist 2	•	•	•
Front Guard Assist	•	•	•
Attention assistant	•	•	•
Active Brake Assist 6	•	•	•
Engine brake	Optional	Optional	•
Lane departure warning system with buzzer	•	•	•
Hydraulic supporting jacks system	Optional	Optional	•
Chassis extension of the supporting jacks at the rear for stability	–	•	•
Cruise control	•	•	•
Rain/light sensor	•	•	•
Predictive powertrain control (PPC) – satellite-controlled cruise control	–	•	•
24 V / 150 A alternator including 2 x 45 A charger converter 24 V / 12 V (for charging the body batteries)	•	•	–
24 V / 150 A alternator including 2 x 30 A charging converter 24 V / 24 V (for charging the body batteries)	–	–	•
Electrical preparation of trailer coupling	•	•	•

STANDARD EQUIPMENT

CHASSIS	LINER		CENTURION
	ATEGO	ACTROS	ACTROS
Fuel tank	180 l	390 l	390 l
Driver's cabin air conditioning	•	•	–
Driver's cab climate control with residual heat utilisation	–	Optional	•
Daytime running lights	•	•	•
Xenon front headlights with headlight cleaning system	–	–	I-models
LED main headlights including LED daytime running lights and headlight cleaning system	–	•	T-models
Multifunction steering wheel in leather (Liner: Optional)	Optional	Optional	•
Height and tilt of steering wheel adjustable	•	•	•
Remote control key with keyless start function	•	•	•
Dual-tone compressed air horn	Optional	Optional	•
Self-contained, active dashboard including storage areas	•	–	–
Multimedia cockpit with 12" primary and 10" secondary display	–	Optional	•
Navigation system with truck software	–	Optional	•
Warning triangle, first aid kit, warning light and wheel chock	•	•	•
Breakdown kit (fuse box and two safety vests)	•	•	•
Stainless steel wheel covers	•	•	•
Electric parking brake	–	•	•
Mirror cams with black housing instead of exterior mirror with 2 colour displays on the A-pillars	Optional	Optional	Optional / T-models series

STANDARD EQUIPMENT

BODY	LINER		CENTURION
	ATEGO	ACTROS	ACTROS
Dashboard and dashboard cover in faux leather, bi-colour „Mocca / Vanilla“ upholstery	•	–	–
Panorama laminated glass windscreen with metal coating, which filters UV rays and reduces sunshine, as well as noise-control insulation	•	•	I-models
Windscreen can be heated while driving	•	•	I-models
Electric windscreen sun protection blinds	•	•	•
Side windows in driver's cabin with insulation glazing, tinted with pleated shade (can be used to shield the sun while driving) and fly screen, thermally separated frame	•	•	I-models
Double-glazed, smoky tinted plastic windows in living room, can be slid open, with pleated shade and fly screen	•	•	–
Real glass window in living room, double-glazed and tinted, can be slid open or closed, pleated shade and fly screen	Optional	Optional	•
Insulating blinds for windscreen with electrical actuation	•	•	I-models
Highly-stable, durable Solidtherm aluminium laminate design	•	•	•
Fully-insulated wall connection technology free from thermal bridges with highly-compacted PU solid profiles	•	•	•
Slide-out [®] for living room and kitchen, roof and side walls heated	–	–	•
Completely insulated driver's cabin	•	•	I-models
Radiator between insulating blinds and windscreen	•	•	I-models
40 mm wall thickness, of which 38 mm is closed-cell RTM rigid foam	•	•	•
Walls, roof and underfloor in high-quality aluminium, both inside and out, in sandwich design	•	•	•
Smooth outer area, white stove-enamelled	•	•	•
Side wall planking with black security glass	Optional	Optional	•
Fully accessible roof on either side of the skylights	•	•	•
Aluminium roof moulding with rain water channels to reduce staining to the side walls	•	•	•
Front made of highly-stable, corrosion-free and non-decomposable fibreglass composite material	•	•	I-models
Double floor with tubular space frame	–	–	•
Double floor with stiffening frame and bus flap storage system made of glass fibre-reinforced plastic, with aluminium hinge strip with rubber cord [®]	–	Optional	•
Storage space flaps with cast aluminium hinges and low-maintenance, high-quality needle felt on the inside, thermally separated frame	•	•	–
Side coverings made of highly-stable, corrosion-free and non-decomposable fibreglass composite material	•	•	•
Central locking system for sensor-controlled bus flaps with LED feedback in the dashboard	–	Optional	•
Glass fibre rear wall in sandwich design with PU foam core and roof spoiler	•	•	•
Heated double floor, approx. 470 mm high, accessible at side through outer flaps	•	•	•
Heavy-duty rollers at the rear	•	•	•

STANDARD EQUIPMENT

BODY	LINER		CENTURION
	ATEGO	ACTROS	ACTROS
Sandwich under and in-between floor with 40 or 30 mm thick RTM foam, total floor insulation 70 mm	•	•	•
Rear axle wheelhouse in fully-insulated sandwich design	•	•	•
Illuminated rear garage with left and right garage doors (not car garage models) and lashing rails	•	•	•
Rear garage door with Concorde "lift-up" system® with hydraulic drive for opening and closing the rear flap (for G models only)	•	•	•
Rear garage floor with rippled aluminium plate cladding	•	•	•
Illuminated rear garage, with vehicle ramps, winch, lashing rails (not in combination with bus flaps) and rear garage door (for G models only)	•	•	•
Inside illuminated entrance step, heated	•	•	•
External electric retractable entrance step with safety switch and lighting	•	–	–
Outside entrance step with hydraulic rotation, with safety switch and lighting, and with insertable handrail	–	•	•
Entry door with window	•	•	•
King-size "Security Plus" entry door with combination safety lock, radio remote control and key emergency switch, "Interstop" door security	•	•	•
Fly screen for entrance door	•	•	•
Luxury driver's cabin suspension seats, air suspension with lumbar support and seat heating	•	•	•
„Privacy" front privacy blinds (variable visual protection from bottom to top)	•	•	I-models
External coach mirror with wide angle, electrically heated, adjustable	•	•	I-models
Front mirror for external coach mirror	Optional	Optional	I-models
Coach style windscreen wiper system	•	•	I-models
2 x double USB charging socket	•	•	•

STANDARD EQUIPMENT

LIVING ROOM / BEDROOM	LINER	CENTURION
Furniture flaps and doors:		
- Ebano Silver (foiling on both sides) with handle bars in stainless steel look on the furniture flaps	•	—
- Furniture line in Atlas cedar with sunken pilaster strips in stainless steel look on the front of the furniture	Optional	•
Slide-out living		
Glass fibre-reinforced plastic composite outer walls with 38 mm insulation		
Ceiling and side walls can be electrically heated to defrost the rubber seals		
Circumferential pneumatic seal connected to compressed air system, vacuum pump	—	•
Mechanical seal in drive position for dust and spray water protection with patented drop water channel		
Slide-out with hydraulic drive		
Even living room floor from dashboard to the rear bed	•	•
Wall and ceiling covering with sound-absorbing mesh structure	•	•
Floor covering in yacht-style	•	—
"Amtico" floor covering in yacht-style	—	•
Ergonomic sitting area, high-quality textile / microfibre upholstery with zips (body), including driver's cabin seats	•	—
Multi-function couch on left side with seatbelt	•	—
Havana lounge with relax function. Seat / Lounger can be infinitely adjusted, bar version with extendable table	—	•
High-quality nappa leather upholstery, also on the driver's cab seats.	—	•
High-quality sliding curtain	•	—
Wooden stick blinds in the living room and high-quality sliding curtains in the bedroom	Optional	•
Spacious wardrobe with LED lighting	•	•
Rear bed with spring base, adjustable headrest and comfortable cold-foam mattress	•	•
Double-glazed panorama skylight (Heki 3) with lighting, fly screen and pleated shade in living room ¹	•	—
Roof ventilation concept with:		
- Force-ventilated and vented interior	—	•
- Suspended ceiling for optimal airflow		
Mini-Heki with fly screen and pleated shade in bedroom ¹	•	—
High-quality living room table	•	•

STANDARD EQUIPMENT

LIVING ROOM / BEDROOM	LINER	CENTURION
Media wall, front right side in the direction of travel	–	•
TV media wall (bedroom)	•	•
Cabinet with removable shelves including matching assortment of glasses, with LED lighting	•	•
Wardrobe in the entrance area with LED lighting and pull-out bottle compartment	•	–
Light canopies with LED spotlights and indirect lighting with a high-quality artificial leather covering	•	•
Stable metal handle for boarding assistance	•	•
3 x 230 V sockets (1 x living room and 2 x bedroom)	•	•
3 x double USB sockets (1 x living room and 2 x bedroom)	•	–
2 x 230 V / 2 x USB living room sockets	–	•
2 x 230 V / 2 x USB bedroom sockets	–	•
Wall covering for double/single beds in the vehicle rear with artificial leather cases (depending on the floor plan)	•	•
Driver's cab furnishings with front overhead lockers above driver's and passenger's seat	•	I-models
Safety ventilation integrated in the canopy	–	•
Carpet in bedroom	Optional	•

¹ The position of the skylight cannot be changed due to the roof canopy.

STANDARD **EQUIPMENT**

PULL DOWN BED (OPTIONAL)	LINER	CENTURION (I-MODELS)	CENTURION (T-MODELS)
Bed surface (mm)	2000 x 1350	2000 x 1350	1910 x 1365
Height above bed (mm)	860	860	920
Comfortable cold-foam mattress with spring base	•	•	•
Mini-Heki with fly screen and pleated shade ¹	•	–	–
Curtain to driver's cabin	•	•	•

¹ The position of the skylight cannot be changed due to the roof canopy.

STANDARD EQUIPMENT

KITCHEN	LINER	CENTURION
Kitchen area with splashguard	•	•
Mineral kitchen worktop with seamless sunken sink.		
Colour: Achat White	•	–
Colour: Carrara Bianco	–	•
Corner kitchen with additional, electrically extendable work surfaces	–	•
Stainless steel 3-flame hob with automatic ignition and glass cover	•	–
Gas Ceran hob, 2-flame with automatic ignition	–	•
Chrome single-lever mixer tap with high-quality design and extendable faucet	•	•
177 l refrigerator with AES (12 V / 230 V automatic and manual energy selection / gas), 28 l gas oven	•	•
Shelves with Servo-Soft compartment closing	•	–
Integrated cutlery drawer	•	•
Mini-Heki with fly screen and pleated shade ¹	•	–
Extractor hood with integrated lighting	–	•
Light canopies with LED spotlights and indirect lighting	•	•
LED spots under the wall cupboards	•	–
Integrated garbage system in the lower kitchen cabinet	•	•
3 x 230 V socket tower, pull-out	•	–
3 x 230 V sockets	–	•
Exclusive kitchen corner cabinet, lowerable	•	–
Plexiglas rear wall illuminated	•	•

¹ The position of the skylight cannot be changed due to the roof canopy.

STANDARD EQUIPMENT

BATHROOM / TOILET	LINER	CENTURION
High-quality design chrome single lever mixer tap on washstand	•	•
Washstand panel with seamless sunken sink, colour: Carrara Bianco	•	•
Separate shower with real glass doors	•	•
Shower fittings with wall bar and height-adjustable shower head	•	—
Shower fittings with wall bar, height-adjustable shower head and rain forest shower	Optional	•
Porcelain toilet with approx. 300 l fixed tank (Liner 1090 GIO ca. 200 l)	•	•
Bathroom furnishings with toilet paper holder, toilet brush, liquid soap dispenser, shower hook and holder, toothbrush glasses	•	•
Bathroom window	•	•
Mini-Heki with fly screen and pleated shade ¹	•	—
Roof ventilation with integrated fan, fly screen and pleated shade	—	•
Lighting with LED spots	•	•
Spacious wardrobe with LED lighting	•	•
Dressing mirror on sliding door	•	•
Spacious mirrored wardrobe	•	—
Spacious mirrored wardrobe with rear-illuminated shelves	—	•
2 x 230 V sockets	•	•

¹ The position of the skylight cannot be changed due to the roof canopy.

STANDARD EQUIPMENT

WATER / GAS / HEATING	LINER	CENTURION
Central supply for wastewater and septic tank	•	•
Gas bottle compartment for 2 x 11 kg gas bottles	•	–
120 l gas tank with remote filling behind the tank flap	Optional	•
Gas controller with crash sensor and automatic bottle changeover	•	–
Gas controller with crash sensor	–	•
Household siphons	•	•
Fresh water tank approx. 400 l and wastewater tank approx. 300 l located in heated double floor	•	–
Fresh water tank approx. 470 l and wastewater tank approx. 370 l located in heated double floor	–	•
Easy wastewater tank cleaning with drain tap in the heated double floor	•	•
Flush connection with plug system for convenient cleaning of the septic tank	•	•
Wastewater drain hose with quick-lock coupling	•	•
Automatic central pressure water pump with filter system	•	•
5500 W Alde hot water gas central heater, with thermostatic control and timer, 230 V / 3000 W electrical heating cartridge, non-return valve with integrated hot water boiler for supplying all tapping points	•	–
Hybrid heating system consisting of: 5.2 kW Webasto diesel heater and 5500 W Alde hot water gas central heater, with thermostatic control and timer, 230 V / 3000 W electrical heating cartridge, non-return valve with integrated hot water boiler for supplying all tapping points	Optional	•
4-zone room heating, manually controllable (living room, bathroom, bedroom and garage)	•	–
4-zone room heating, electronically controllable (living room, bathroom, bedroom and garage)	–	•
2-zone underfloor heating, manually controllable (living room, bathroom)	•	–
3-zone underfloor heating, electronically regulated (driver's cab, living room, bathroom)	–	•
Towel radiator in bathroom	•	•
Engine heat exchanger – allows the heat from the engine to be used for heating the living room	•	•
Water hose with quick coupling for filling the fresh water tank	•	•

STANDARD EQUIPMENT

ELECTRONICS / TV / RADIO	LINER	CENTURION
Gel battery, 2 x 170 Ah / 12 V	•	–
Lithium battery, 1 x 230 Ah / 24 V	–	•
Battery computer with deep discharge protection	•	•
230 V CEE connection in the storage area with cable routing through vehicle floor	•	•
FI personal protection device	•	•
Combination charger with an inverter from 12 V to 230 V sine, 3000 W peak and 1600 W continuous power with electronic control and mains priority circuit, maximum charging current 60 A	•	–
Combination charger "Masskombi" and sinus inverter from 24 V to 230 V, 7000 W peak and 3500 W continuous power, with electronic control and mains power compensator, maximum charging current 100 A	–	•
Disconnection of vehicle electrical system with automatic restarting function when capacity limit is reached	•	•
230 V socket on the electric generator in the in-between floor	•	•
Radio arrangement	•	–
Radio integrated in the secondary display	Optional	•
Double reverse camera (picture via secondary display)	Optional	•
LED lighting in interior	•	•
Service-friendly access to the vehicle electrical system with perforated plate housing in rear garage (with G models, in external storage compartment on the right)	•	–
Service-friendly access to the on-board electrical system in the left external storage compartment	–	•
Automatic refrigerator switchover when the engine is not running from 12 V to gas / 230 V (with land connection)	•	•
Automatic charging of body and vehicle battery, charge retention in the event of external power connection and while travelling	•	•
Circuit breaker for body battery	•	•
Automatic disconnection and connection of body and vehicle battery	•	•
LED lighting for rear garage	•	•
Individual roof / floor lighting concept (entire vehicle)	–	•

STANDARD EQUIPMENT

ON-BOARD ELECTRONICS	LINER	CENTURION
State-of-the-art micro-processor-controlled on-board electronics with BUS technology (binary unit system)	•	–
State-of-the-art micro-processor-controlled on-board electrical system with CANBUS technology	–	•
Central regulation and control panel with 7" colour touch screen display	•	•
Buttons for switching on and off the following devices:		
- Panel	•	•
- Lighting	•	•
- Water pump	•	•
- Heater (Liner via separate control unit)	•	•
- Operation via touch screen	•	•
LCD display field for monitoring:		
- Fresh water tank (fill level in %)	•	•
- Wastewater tank (fill level in %)	•	•
- Septic tank (fill level in %)	•	•
- Battery voltage of the vehicle and body battery	•	•
- Indoor temperature	•	•
- External current supply	•	•
- Gas fill level (only in combination with gas tank)	•	•
- Date and time with alarm function	•	•
Alarm equipment for:		
- Wastewater tank full	•	•
- Fresh water tank empty	•	•
- Septic tank full	•	•
- Battery undervoltage	•	•
- Reserve gas tank	Optional	•
- Reserve gas bottle in use via separate control unit	•	–
- Extended entrance step	•	•
Battery computer:		
- Body battery capacity indicator	•	•
- Charging and discharging current	•	•
- Combination-charger control	•	•

TECHNICAL SPECIFICATIONS



CL-Lounge with 2 seatbelts



Bar version



Bar version with CL-Lounge



Glazed glass door in bathroom



LINER 940 LSI

BASIC VEHICLE	MB Atego
CHASSIS TYPE	1230 L
ENGINE (Euro VI e)	6-cylinder
ENGINE CAPACITY	7,7 l
OUTPUT	220 kW (299 hp)
TORQUE	1200 Nm
OVERALL LENGTH (mm)	9485
OVERALL WIDTH (mm)	2500
OVERALL HEIGHT (mm)	3780
WHEEL BASE (mm)	4760
GROSS VEHICLE WEIGHT RATIO (kg)	11990
MASS IN RUNNING ORDER (kg)	8840
PAYLOAD (kg)	3150
TRAILER LOAD BRAKED (kg)	3000
SEATS WITH 3-POINT SEATBELT IN LOUNGE / CL-LOUNGE / BAR VERSION	3 / 4 / 4 / 5
LEFT SEAT (CL-Lounge, mm)	1650 / 915
RIGHT SEAT (mm)	1360 / 650
REAR BED (mm)	2 x 2000 / 1060
PULL DOWN BED DIMENSIONS (optional, mm)	2000 / 1350
HEIGHT ABOVE PULL DOWN BED (mm)	860
RIGHT GARAGE DOOR, H / W (mm)	1250 / 1150
LEFT GARAGE DOOR, H / W (mm)	1250 / 1150



LINER 945 LSI

LINER 940 MI

LINER 945 MI

MB Atego	MB Atego	MB Atego
1230 L	1230 L	1230 L
6-cylinder	6-cylinder	6-cylinder
7,7 l	7,7 l	7,7 l
220 kW (299 hp)	220 kW (299 hp)	220 kW (299 hp)
1200 Nm	1200 Nm	1200 Nm
9485	9485	9485
2500	2500	2500
3780	3780	3780
4760	4760	4760
11990	11990	11990
8840	8840	8840
3150	3150	3150
3000	3000	3000
3 / 4 / 4 / 5	3 / 4 / 4 / 5	3 / 4 / 4 / 5
1650 / 915	1650 / 915	1650 / 915
1360 / 650	1360 / 650	1360 / 650
2 x 2000 / 1060	2000 / 1800	2000 / 1800
2000 / 1350	2000 / 1350	2000 / 1350
860	860	860
1250 / 1150	1250 / 1150	1250 / 1150
1250 / 1150	1250 / 1150	1250 / 1150

TECHNICAL SPECIFICATIONS



CL-Lounge with 2 seatbelts



Bar version



Bar version with CL-Lounge



Glazed glass door in bathroom



LINER 990 RLI

BASIC VEHICLE	MB Atego
CHASSIS TYPE	1230 L
ENGINE (Euro VI e)	6-cylinder
ENGINE CAPACITY	7,7 l
OUTPUT	220 kW (299 hp)
TORQUE	1200 Nm
OVERALL LENGTH (mm)	9985
OVERALL WIDTH (mm)	2500
OVERALL HEIGHT (mm)	3780
WHEEL BASE (mm)	5060
GROSS VEHICLE WEIGHT RATIO (kg)	11990
MASS IN RUNNING ORDER (kg)	9530
PAYLOAD (kg)	2460
TRAILER LOAD BRAKED (kg)	3000
SEATS WITH 3-POINT SEATBELT IN LOUNGE / CL-LOUNGE / BAR VERSION	2 / 4
LEFT SEAT (CL-Lounge, mm)	–
RIGHT SEAT (mm)	–
REAR BED (mm)	–
REAR SITTING AREA	2190 / 1350 / 1970
PULL DOWN BED DIMENSIONS (optional, mm)	2 x 2000 / 830
HEIGHT ABOVE PULL DOWN BED (mm)	1000
RIGHT GARAGE DOOR, H / W (mm)	1250 / 1150
LEFT GARAGE DOOR, H / W (mm)	1250 / 1150
REAR FLAP H / W (mm)	–



Smart 3



Smart 3

LINER 990 GI

LINER 995 GI

MB Atego	MB Actros	MB Atego	MB Actros
1230 L	1833 L	1230 L	1833 L
6-cylinder	6-cylinder	6-cylinder	6-cylinder
7,7 l	10,7 l	7,7 l	10,7 l
220 kW (299 hp)	240 kW (324 hp)	220 kW (299 hp)	240 kW (324 hp)
1200 Nm	1700 Nm	1200 Nm	1700 Nm
9985	10065	9985	10065
2500	2500	2500	2500
3780	3850	3780	3850
5060	5200	5060	5200
11990	18000	11990	18000
9230	11740	9230	11740
2760	6260	2760	6260
3000	3500	3000	3500
3 / 4 / 4 / 5	3 / 4 / 4 / 5	3 / 4 / 4 / 5	3 / 4 / 4 / 5
1650 / 915	1650 / 915	1650 / 915	1650 / 915
1360 / 650	1360 / 650	1360 / 650	1360 / 650
2000 / 1800	2000 / 1800	2000 / 1800	2000 / 1800
–	–	–	–
2000 / 1350	2000 / 1350	2000 / 1350	2000 / 1350
860	860	860	860
–	–	–	–
–	–	–	–
1670 / 2050	1670 / 2050	1670 / 2050	1670 / 2050

TECHNICAL SPECIFICATIONS



CL-Lounge with 2 seatbelts



Bar version



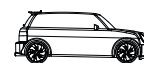
Bar version with CL-Lounge



Glazed glass door in bathroom



Fiat 500
Fiat 500 Abarth 595 C
(optional)



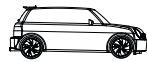
Mini Cooper SD

LINER 1090 GI

BASIC VEHICLE	MB Atego	MB Actros
CHASSIS TYPE	1230 L	1833 L
ENGINE (Euro VI e)	6-cylinder	6-cylinder
ENGINE CAPACITY	7,7 l	10,7 l
OUTPUT	220 kW (299 hp)	240 kW (324 hp)
TORQUE	1200 Nm	1700 Nm
OVERALL LENGTH (mm)	10985	11065
OVERALL WIDTH (mm)	2500	2500
OVERALL HEIGHT (mm)	3780	3850
WHEEL BASE (mm)	5660	5800
GROSS VEHICLE WEIGHT RATIO (kg)	15000	18000
MASS IN RUNNING ORDER (kg)	9440	11950
PAYLOAD (kg)	5560	6050
TRAILER LOAD BRAKED (kg)	3000	3500
SEATS WITH 3-POINT SEATBELT IN LOUNGE / CL-LOUNGE / BAR VERSION	3 / 4 / 4 / 5	3 / 4 / 4 / 5
LEFT SEAT (CL-Lounge, mm)	1650 / 915	1650 / 915
RIGHT SEAT (mm)	1360 / 650	1360 / 650
REAR BED (mm)	2000 / 1800	2000 / 1800
PULL DOWN BED DIMENSIONS (optional, mm)	2000 / 1350	2000 / 1350
HEIGHT ABOVE PULL DOWN BED (mm)	860	860
RIGHT GARAGE DOOR, H / W (mm)	–	–
LEFT GARAGE DOOR, H / W (mm)	–	–
REAR FLAP H / W (mm)	1670 / 2050	1670 / 2050



Fiat 500
Fiat 500 Abarth 595 C
(optional)



Mini Cooper SD

Multivariable garage for passenger cars up to 4.30 m in length and a maximum weight of 1,400 kg. Individual check necessary.

LINER 1095 GI

LINER 1090 GIO

MB Atego	MB Actros	MB Atego	MB Actros
1230 L	1833 L	1230 L	1833 L
6-cylinder	6-cylinder	6-cylinder	6-cylinder
7,7 l	10,7 l	7,7 l	10,7 l
220 kW (299 hp)	240 kW (324 hp)	220 kW (299 hp)	240 kW (324 hp)
1200 Nm	1700 Nm	1200 Nm	1700 Nm
10985	11065	10985	11065
2500	2500	2500	2500
3780	3850	3780	3850
5660	5800	5660	5800
15000	18000	15000	18000
9440	11950	9250	11760
5560	6050	5750	6240
3000	3500	3000	3500
3 / 4 / 4 / 5	3 / 4 / 4 / 5	3 / 4 / 4 / 5	3 / 4 / 4 / 5
1650 / 915	1650 / 915	1560 / 915	1560 / 915
1360 / 650	1360 / 650	1360 / 650	1360 / 650
2000 / 1800	2000 / 1800	2000 / 1800	2000 / 1800
2000 / 1350	2000 / 1350	2000 / 1350	2000 / 1350
860	860	860	860
–	–	–	–
–	–	–	–
1670 / 2050	1670 / 2050	1670 / 2050	1670 / 2050

SPECIAL CHASSIS EQUIPMENT

PART NO.	MERCEDES BENZ ATEGO CHASSIS	ADDITIONAL WEIGHT IN KG
25-011-TF-2	Chassis variant 15,000 kg 1530 L instead of 1230 L (for 990 RLI, 990 GI and 995 GI) Chassis with 19.5" tyres	90
25-152-TF-1	Hydraulic supporting jacks with automatic levelling	139
25-152-TF-2	Hydraulic supporting jacks with automatic levelling (G models)	139
25-021-TF	High performance engine brake	6
25-042-TF	Adaptive cruise control	0
25-052-TF	Tyre pressure monitoring system	3
25-053-TF	Spare wheel with steel rim and holder on the chassis ²	65
25-141-TF-2	7.50 x 19.5" "Alcoa Dura bright" light alloy wheels with standard tyres (MB Atego 1230L/1530L)	-60
25-311-TF-1	Original steering wheel in leather with real chrome look	3
25-311-TF-2	Original steering wheel in leather with wood look	3
25-380-TF	Driver's cabin seats with air conditioning function and seat heating (only in combination with leather upholstery)	0

² Combinations of options which can be attached to the chassis are only available with restrictions. A final confirmation can only be made after a technical test.

SPECIAL CHASSIS EQUIPMENT

PART NO.	MERCEDES BENZ ACTROS CHASSIS	ADDITIONAL WEIGHT IN KG
25-020-TK-1	Engine variant 1 6 cylinder, engine capacity 10.7 l, 290 kW (394 hp), torque 1900 Nm	0
25-020-TK-2	Engine variant 2 6 cylinder, engine capacity 10.7 l, 315 kW (428hp), torque 2100 Nm	158
25-152-TK	Hydraulic supporting jacks system with automatic levelling and chassis extension behind the rear axle	153
25-050-TK	Wide tyres for front axle 385 / 55R22,5	4
25-141-TK-1	11.5 x 22.5" light alloy wheels, "Alcoa Dura bright" with standard tyres	-60
25-052-TK	Tyre pressure monitoring system	3
25-042-TK-1	Radar-controlled adaptive cruise control	10
25-021-TK-1	Engine brake	6
25-380-TK	Driver's cabin seats with air conditioning function and seat heating (only in combination with leather upholstery)	0
25-021-TK	Secondary oil retarder	42
25-311-TK	Leather steering wheel	3
25-014-TK	Fuel tank 500 l	125
25-950-TK	Driver's assistance package - Multimedia cockpit with 12" primary and 10" secondary display - MB Truck navigation system - Climate control with residual heat utilisation instead of air conditioning - Radar-controlled adaptive cruise control	40

CHASSIS

25-131-T0-1	Trailer coupling with 3,000 kg trailer load (can only be delivered if mounted at the factory)	29
25-131-T0-2	Trailer coupling can be removed with 3,000 kg trailer load (can only be delivered if mounted at the factory)	33
25-142-T0-1	Stainless-steel wheel stud cover ring and hub trim, high-gloss polished (only in combination with light alloy wheels)	5
25-164-T0	Dual-tone compressed air horn	3
25-910-T0-1	Commitment fee including filled series fuel tank and Adblue tank (MB Atego)	0
25-910-T0-2	Commitment fee including filled series fuel tank and Adblue tank (MB Actros)	0

SPECIAL CHASSIS EQUIPMENT

PART NO.	BODY	ADDITIONAL WEIGHT IN KG
25-950-T0-1	<p>Centurion Style package</p> <p>Furnishings in Atlas cedar with roof cabinet fronts in Atlas cedar with handle bars in stainless steel look</p> <p>External decor in "Centurion Style" including decals</p> <p>Windows with tinting in privacy black</p> <p>Blinds in living room with wood look</p> <p>Soft-Walk floor covering in yacht-style</p>	14
25-950-T0-2	<p>Centurion Style package</p> <p>Furnishings in Atlas cedar with roof cabinet fronts in "high gloss"</p> <p>Senosan cream white with handle bars in stainless steel look</p> <p>Windows with tinting in privacy black</p> <p>Blinds in living room with wood look</p> <p>Soft-Walk floor covering in yacht-style</p>	14
25-950-T0-3	<p>Centurion Style package</p> <p>Furnishings in Atlas cedar with roof cabinet fronts in „high gloss"</p> <p>Senosan creme white and Atlas cedar colour combination with handle bars in stainless steel look</p> <p>Windows with tinting in privacy black</p> <p>Blinds in living room with wood look</p> <p>Soft-Walk floor covering with yacht-style</p>	14

SPECIAL CHASSIS EQUIPMENT

PART NO.	BODY	ADDITIONAL WEIGHT IN KG
25-950-T0-4	<p>Ambience Style package</p> <p>Furnishings in Jatoba Brilliant with roof cabinet fronts in Jatoba Brilliant with handle bars in stainless steel look</p> <p>External decor in "Centurion Style" including decals</p> <p>Windows with tinting in privacy black</p> <p>Blinds in living room with wood look</p> <p>Soft-Walk floor covering in yacht-style</p>	14
25-950-T0-5	<p>Ambience Style package</p> <p>Furnishings in Jatoba Brilliant with roof cabinet fronts in "high gloss"</p> <p>Senosan cream white with handle bars in stainless steel look</p> <p>External decor in "Centurion Style" including decals</p> <p>Windows with tinting in privacy black</p> <p>Blinds in living room with wood look</p> <p>Soft-Walk floor covering in yacht-style</p>	14
25-950-T0-6	<p>Ambience Style package</p> <p>Furnishings in Jatoba Brilliant with roof cabinet fronts in „high gloss"</p> <p>Senosan creme white and Jatoba Brilliant colour combination with handle bars in stainless steel look</p> <p>External decor in "Centurion Style" including decals</p> <p>Windows with tinting in privacy black</p> <p>Blinds in living room with wood look</p> <p>Soft-Walk floor covering with yacht-style</p>	14

SPECIAL CHASSIS EQUIPMENT

PART NO.	BODY	ADDITIONAL WEIGHT IN KG
25-218-T0	External decor in "Centurion Style" including decals	1
25-218-T0-1	„Centurion Style“ side wall design packet - Wall planking with single-pane safety glass and privacy black tinting - C-brace around the driver's cab side windows	68
25-211-T0-1	"Diamond Glance" body door with real glass exterior, soft close and open function as well as keyless entry system. Coming-home and leaving-home outside lighting	20
25-481-T0	Additional rigging bar in garage at the height of living room floor (not for G models)	3
25-481-T0-1	Lashing system with airline rails and 4 lashing rings embedded in rear garage floor, max. load 400 kg/m	4
25-481-T0-2	Lashing system with airline rails and 4 lashing rings embedded in rear garage floor, to both the right and left between side wall and ramp, max. load 400 kg/m	4
25-481-T0-5	Lashing system with 3 airline rails (each approx. 900 mm) vertically mounted to the rear wall in the garage (not for G models)	5
25-217-T0	Central locking system for storage space flaps with electric opening via sensor, storage space flaps with gas pressure springs and without recessed grips (without skirting panel flaps, gas locker door and garage door with G models)	5
25-221-TK	Bus flaps with pneumatic springs and central locking system with concealed electric touch opening (for MB Actros) (without skirting flaps and gas cylinder compartment) (only in combination with part no. 25-440-T0 und 25-151-T0-1/-2)	30
25-232-T0-2	6.0 m roof awning integrated into the roof profile, electric (940/945 LSI, 940/945 MI, 990 RLI, 990/995 GI)	76
25-232-T0-1	2 x 4 m roof awning integrated into the roof profile, electric (1090/1095 GI, 1090 GIO)	94
25-483-T0	Garage version with platform	250

SPECIAL EQUIPMENT BODY

PART NO.	BODY	ADDITIONAL WEIGHT IN KG
25-532-T0	LED roof lighting - Driver's and passenger's side can be switched and dimmed separately, switching function on the door and dashboard - Rear, switching function on dashboard	3
25-542-T0-1	LED lighting for storage areas in the double floor	1
25-216-T0	Front mirror right and left for external coach mirror	3
25-216-T0-1	External coach mirror in Centurion style, painted white	0
25-216-T0-2	Mirror Cam Rear view mirror camera system with front mirror camera and kerb camera as well as 3 colour displays (2 x colour displays on the right A-pillar and 1 x colour display on the left A-pillar)	0
25-212-T0	Side windows in driver's cabin with insulation glazing and electrical actuation	3
25-212-T0-1	Insulated side windows in the driver's cab with flush-mounted sliding window	10
25-212-T0-2	Insulated side windows in the driver's cab with flush-mounted sliding window and electrical actuation	10
25-213-T0-2	Real glass window in living room, double-glazed and tinted, can be slid open or closed, pleated shade and fly screen	40
25-213-T0-1	Windows with tinting in privacy black	0
25-540-T0	Dashboard ambient lighting (not for Actros)	1
25-310-T0	Dashboard and dashboard cover in the "Terra / Vanilla" colour combination	0
25-218-T0-2	Concorde diamond on hood illuminated	0
25-271-T0	Storage compartment behind the side skirting flap behind the front axle on the right relative to the direction of travel (not in combination with part No. 25-783-T0) (Atego)	10
25-271-T0-1	Storage compartment behind the side skirting flap in front of the rear axle on the right relative to the direction of travel (not in combination with part No. 25-150-T0) (Atego)	15
25-271-T0-2	Storage compartment behind the side skirting flap behind the front axle on the left relative to the direction of travel (not in combination with part No. 25-053-TF) (Atego)	15
25-481-T0-1	Extendible bicycle rack on the left relative to the direction of travel (990/995 GI, 1090/1095 GI)	20
25-481-T0-2	Extendible bicycle rack on the right relative to the direction of travel (990/995 GI, 1090/1095 GI)	20

SPECIAL EQUIPMENT BODY

PART NO.	LIVING ROOM / BEDROOM	ADDITIONAL WEIGHT IN KG
25-605-T0-1	Overhead locker furniture front panels in "high gloss" Senosan cream white with handle bars in stainless steel look	8
25-605-T0-2	Overhead locker furniture front panels in the "high gloss" Senosan cream white and Ebano Silver colour combination with handles in stainless steel look	8
25-600-T0-1	Furnishings in Jatoba Brilliant with overhead locker furniture front panels in Jatoba Brilliant with handle bars in stainless steel look	8
25-600-T0-2	Furnishings in Jatoba Brilliant with overhead locker furniture front panels in "high gloss" Senosan cream white with handle bars in stainless steel look	8
25-600-T0-3	Furnishings in Jatoba Brilliant with overhead locker furniture front panels in the "high gloss" Senosan cream white and Jatoba Brilliant colour combination with handle bars in stainless steel look	8
25-600-T0-4	Furnishings in Atlas cedar with overhead locker furniture front panels in Atlas cedar with handle bars in stainless steel look	8
25-600-T0-5	Furnishings in Atlas cedar with overhead locker furniture front panels in "high gloss" Senosan cream white with handle bars in stainless steel look	8
25-600-T0-6	Furnishings in Atlas cedar with overhead locker furniture front panels in the "high gloss" Senosan cream white and Atlas cedar colour combination with handle bars in stainless steel look	8
25-260-T0	Pull down bed with electrical actuation, spring base, instead of front wall units (not for 990 RLI)	53
25-711-T0-1	Medicool multi-zone cold-foam mattress with shoulder comfort through visco-foam insert. Very high resting comfort through point elasticity in cube cut. Moisture- and temperature-regulating cover fabric	0
25-711-T0-2	Fitted sheet set, precise fit	1
25-722-T0	Blinds in living room with wood look	5
25-682-T0	CL-Lounge (4-person approval) (not for 990 RLI)	24
25-681-T0	Bar version with adjustable individual seat (4-person approval) (not for 990 RLI)	46
25-683-T0	Bar version with adjustable individual seat and CL-Lounge (5-person approval) (not for 990 RLI)	70
25-685-TF-1	2 x lap belts in the seat against the driving direction (including 4-person approval, for 990 RRL)	30
25-689-T0-2	Extendible table	4
25-689-T0-1	Lowerable living room table with upholstered table cover (not in combination with bar version)	8
25-689-T0-4	Extendible and lowerable living room table with upholstered table cover (not in combination with bar version)	10
25-689-T0-3	Central table base with tabletop adjustable by foot pedal (only in combination with series table)	0
25-231-T0-2	Panorama skylight (Heki 3) instead of Mini-Heki (bedroom) ¹	19
25-231-T0-5	Electric drive kit for Midi-Heki incl. rain sensor, remote control, operation via app and automatic closing when the vehicle is started	1
25-231-T0-4	Electric drive kit for panorama skylight incl. rain sensor, remote control, operation via app and automatic closing when the vehicle is started	1

¹ The position of the skylight cannot be changed due to the roof canopy.

SPECIAL EQUIPMENT BODY

PART NO.	KITCHEN	ADDITIONAL WEIGHT IN KG
25-622-T0-1	Hybrid ceramic stove top with two gas hobs and one induction hob	0
25-622-T0-2	Gas Ceran hob, 3-flame with automatic ignition	2
25-622-T0-3	Küppersbusch induction hob instead of standard hob (only in combination with article number. 25-511-T0-3)	0
25-630-T0	177 l refrigerator / microwave combination instead of standard refrigerator combination	0
25-630-T0-1	174 l compressor refrigerator	0
25-630-T0-2	174 l compressor refrigerator / microwave combination	0
25-630-T0-3	182 l domestic refrigerator 44 l of which is for the freezer compartment and Küppersbusch oven above refrigerator instead of standard refrigerator combination (only in combination with article number 25-511-T0-3)	20
25-631-T0	Stainless steel microwave with grill function under hob, 230 V operation via external connection, 26 l cooking area (not in combination with part no. 25-632-T0)	22
25-632-T0	Dishwasher under hob (not in combination with part no. 25-631-T0)	25
25-231-T0-3	Roof ventilator with ventilation and aeration ¹	4

¹ The position of the skylight is determined after taking into account all roof structures.

SPECIAL EQUIPMENT BODY

PART NO.	ELECTRONICS	ADDITIONAL WEIGHT IN KG
25-511-T0-1	Electronic power package 1 x 170 Ah additional gel battery (total of 3 batteries), combination charger 100 A, sine wave inverter from 12 V to 230 V, 3900 W peak and 2600 W continuous output with network compensator	60
25-511-T0-2	Electronic power package "Ultra Power" Charger converter 2 x 50 A 1 x 460 Ah lithium battery (instead of series body batteries), combination charger 150 A, sine wave inverter from 12 V to 230 V, 6000 W peak and 3000 W continuous output with network compensator	-57
25-511-T0-3	Electronic power package "Ultra Power" XL Charger converter 2 x 50 A 2 x 460 Ah lithium battery (instead of series body batteries, total 920 Ah), combination charger 150 A, sine wave inverter from 12 V to 230 V, 6000 W peak and 3000 W continuous output with network compensator	-2
25-581-T0	Alarm system with surveillance of the garage doors / flaps and the living room door	3
25-560-T0	Double reverse camera with shutter (only in combination with part no. 25-555-T0-3 or 25-950-TK)	4
25-561-T0	Birdview (4-camera panoramic vision system)	4
25-570-T0-2	Solar panels with approx. 560 W maximum power	30
25-150-T0	2700 W gas generator, permanently installed (only in combination with gas tank) ²	50
25-525-T0	Juice Booster 2 charging kit "Master Traveller" for electric vehicles incl. 9 adapters	11
25-521-T0-1	2 x 230 V sockets and floor inlet into the rear garage	1

TV / RADIO / PHONE

25-550-T0-1	Satellite TV system with 40" Full HD LED Smart TV in right roof cabinet, electrically lowerable Satellite TV system with 85 cm mirror, fully automatic alignment, multiple-subscriber configuration by means of TWIN-LNB, connection for second receiver with 12 V and antenna socket in bedroom, audio supplied via radio system (total vehicle height plus approx. 120 mm)	50
25-550-T0-2	Satellite TV system with 40" Full HD LED Smart TV in left roof cabinet, electrically lowerable Satellite TV system with 85 cm mirror, fully automatic alignment, multiple-subscriber configuration by means of TWIN-LNB, connection for second receiver with 12 V and antenna socket in bedroom, audio supplied via radio system (total vehicle height plus approx. 120 mm)	50

² Combinations of options which can be attached to the chassis are only available with restrictions. A final confirmation can only be made after a technical test.

SPECIAL EQUIPMENT BODY

PART NO.	TV / RADIO / PHONE	ADDITIONAL WEIGHT IN KG
25-550-T0-3	<p>Satellite TV system with 40" Full HD LED Smart TV in roof cabinet above the windscreen, not lowerable</p> <p>Satellite TV system with 85 cm mirror, fully automatic alignment, multiple-subscriber configuration by means of TWIN-LNB, connection for second receiver with 12 V and antenna socket in bedroom, audio supplied via radio system (total vehicle height plus approx. 120 mm) (not in combination with pull down bed)</p>	43
25-550-T0-4	<p>Satellite TV system with 40" Full HD LED Smart TV, rear right, electrically extendable (990 RLI)</p> <p>Satellite TV system with 85 cm mirror, fully automatic alignment, multiple-subscriber configuration by means of TWIN-LNB, connection for second receiver with 12 V and antenna socket in bedroom, audio supplied via radio system (total vehicle height plus approx. 100 mm)</p>	50
25-551-T0	DVB-T2 exterior antenna for receiving terrestrial television (for 2 TV devices)	2
25-552-T0	32" Full HD LED Smart TV for rear sleeping compartment with integrated TV tuner	15
25-552-T0-1	24" Full HD LED Smart TV on media cabinet behind driver's seat (990 RLI)	15
25-557-T0	5G WLAN router for amplifying external WLAN signals and Internet TV streaming	1
25-555-T0-3	<p>Navigation system</p> <p>(with motorhome software and 10" touchscreen, integrated radio with DAB+ and hands-free module for telephone with Bluetooth)</p>	4
25-556-T0-2	<p>High-end sound system calibrated for vehicle acoustics and for the specific vehicle. Consisting of:</p> <ul style="list-style-type: none"> - 3-way "driver's cab" sound system (2 x soft dome tweeters, 2 x midrange drivers, 2 x low midrange drivers) - 2-way living room system (2 x soft dome tweeters, 2 x midrange drivers) - Performance rear system - Bass reflex subwoofer - High-power, 7-channel DSP amplifier 	25
25-555-T0-2	Radio in living room with Bluetooth, MP3 and USB port, sound system with subwoofer and additional speakers (990 RLI)	
25-556-T0-1	<p>Acoustic package for rear bedroom</p> <p>(2 x 2-way speaker system and 4-channel amplifier for sound optimisation of LED flat screen)</p>	20
25-556-T0-3	<p>High-end sound system in front sleeping area/living area (990 RLI only) calibrated for vehicle acoustics and for the specific vehicle, consisting of:</p> <ul style="list-style-type: none"> - 3-way "driver's cab" sound system (2 x soft dome tweeters, 2 x midrange drivers, 2 x low midrange drivers) - 2-way living room system Sound bar under LED flat screen (2 x soft dome tweeters, 2 x midrange drivers) - Bass reflex subwoofer - High-power, 7-channel DSP amplifier 	25
25-521-T0	<p>Socket combination, 230 V / 12 V / antenna, in double floor</p> <p>with floor routing, position: In external storage compartment, right side in the direction of travel (for optional external TV connection) (sat output)</p>	1

SPECIAL EQUIPMENT BODY

PART NO.	WATER / GAS / HEATING / BATHROOM	ADDITIONAL WEIGHT IN KG
25-612-T0	Shower fittings with rain forest shower and hand shower with wall mount	2
25-424-T0	External shower in the garage (driver's side)	2
25-435-T0	Container for septic/wastewater drain hose in chassis	3
25-617-T0	SOG comfort toilet ventilation with activated carbon filter for fixed tank (extraction at toilet bowl)	1
25-582-T0	Gas alarm for monitoring the living room (carbon monoxide, propane, butane, paralysing gas, KO gas)	2
25-443-T0	External gas socket on the passenger's side (BBQ point)	1
25-151-T0-1	Gas tank approx. 120 l with gas prefilter, secondary gas filling point, crash sensor and fill level indicator in the control panel display, including skirting panel flap (including gas tank filling) ²	114
25-151-T0-2	Gas tank approx. 200 l with gas prefilter, secondary gas filling point, crash sensor and fill level indicator in the control panel display, including skirting panel flap (including gas tank filling) ² (not for 940 LSI, 945 LSI, 940 MI, 945 MI)	170
25-575-T0-1	2200 W roof air conditioning with 1700 W heating element (total vehicle height plus 130 mm) ³	34
25-575-T0-2	2200 W air conditioning for living room with infrared remote control (mounting in double floor)	37
25-153-T0	Hybrid heating system (5.2 kW Webasto diesel heater coupled with Alde hot water heater)	10
25-418-T0	6 l Alde-Flow additional hot water boiler	8
25-611-T0	Glazed glass door for partitioning of the toilet	12
25-619-T0	Mirrored cabinet in- and outside	1
25-440-T0	Elimination of gas storage compartment for two gas bottles (only in combination with part No. 25-151-T0-1 or 25-151-T0-2)	0
25-528-T0	Electric drain valves for grey and black water tank incl. camera	6
25-428-T0	Water filter system Carawater Filtradoc L	3
25-437-T0-1	Wastewater tank flushing system	3

² Combinations of options which can be attached to the chassis are only available with restrictions. A final confirmation can only be made after a technical test.

³ If not ordered otherwise, the roof air conditioning is installed in the living room.

SPECIAL EQUIPMENT BODY

PART NO.	UPHOLSTERY FABRIC / LEATHER / CARPET	PRICE IN EURO INCLUDING 20% VAT	ADDITIONAL WEIGHT IN KG
25-700-T0-1	„Maxwell" textile / microfibre upholstery	Series	0
25-700-T0-2	„Luciano" textile / microfibre upholstery	Series	0
25-700-T0-7	„Samra" textile / microfibre upholstery	Series	0
25-700-T0-10	„Platino" textile / microfibre upholstery	Series	0
25-700-T0-3	„Vanilla" leather upholstery including colour-coordinated Concorde collection		25
25-700-T0-4	„Creme-Beige" leather upholstery including colour-coordinated Concorde collection		25
25-700-T0-5	„Savannah" leather upholstery including colour-coordinated Concorde collection		25
25-700-T0-6	„Coco" leather upholstery including colour-coordinated Concorde collection		25
25-721-T0-1	Concorde collection: 2 x small pillows, 2 x big pillows, 2 x blankets		5
25-471-T0-1	Soft-Walk floor covering in yacht-style (recommended for furniture in Jatoba Brilliant)	Series	0
25-471-T0-3	Soft-Walk floor covering in Cottage Oak	Free of charge	0
25-730-T0-1	Living room carpet (deep-pile) Flush-fitting and removable. Colour: light beige		10
25-730-T0-2	Living room carpet (deep-pile) Flush-fitting and removable. Colour: silver-grey		10

Concorde uses only the highest-quality fabrics and leather with a special dirt-repellent coating.

The mass in running order contains: The dry weight of the standard equipment including the driver (75 kg), filled standard fuel tank, 100 l of fresh water, 1 x filled 11 kg steel gas bottle, vehicle tool kit. The empty weight and dimensions can change if special equipment and accessories are installed. All dimension and weight specifications correspond to the state of knowledge at the time of printing. Deviations of +/- 5% are possible and permissible.

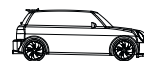
TECHNICAL DATA



Havana lounge on driver's side without footrest
Lounge on the passenger's side with 2 comfort armchairs



Fiat 500
Fiat 500 Abarth 595 C
(optional)



Mini Cooper SD

CENTURION 1200 GSI

BASIC VEHICLE	MB Actros
CHASSIS TYPE	2540 L (22.5")
ENGINE (Euro VI e)	6 cylinder
ENGINE CAPACITY	10.7 l
OUTPUT	290 kW (395 hp)
TORQUE	1900 Nm
OVERALL LENGTH (mm)	12000
OVERALL WIDTH (mm)	2500
OVERALL HEIGHT (mm)	3900
WHEEL BASE (mm)	5500 + 1350
GROSS VEHICLE WEIGHT RATIO (kg)	22000
MASS IN RUNNING ORDER (kg)	16586
PAYLOAD (kg)	5414
TRAILER LOAD BRAKED (kg)	3500
SEATS WITH THREE-POINT SEATBELT	3
REAR BED (mm)	2000 / 1800
PULL-DOWN BED DIMENSIONS (optional, mm)	2000 / 1350
HEIGHT ABOVE PULL-DOWN BED	860
REAR FLAP H / W (mm)	1670 / 2050



Smart 3



Fiat 500
Fiat 500 Abarth 595 C
(optional)



Smart 3

CENTURION 1205 GSI

CENTURION 1200 GST

CENTURION 1205 GST

MB Actros	MB Actros	MB Actros
2540 L (22.5")	2540 L (22.5")	2540 L (22.5")
6 cylinder	6 cylinder	6 cylinder
10.7 l	10.7 l	10.7 l
290 kW (395 hp)	290 kW (395 hp)	290 kW (395 hp)
1900 Nm	1900 Nm	1900 Nm
12000	12000	12000
2500	2500	2500
3900	3900	3900
5500 + 1350	5500 + 1350	5500 + 1350
22000	22000	22000
16586	16586	16586
5414	5414	5414
3000	3000	3000
3	4	4
2000 / 1800	2000 / 1800	2000 / 1800
2000 / 1350	1900 / 1400	1900 / 1400
860	920	920
1670 / 2050	1670 / 2050	1670 / 2050

STANDARD EQUIPMENT

LINER

CENTURION

SPECIAL CHASSIS EQUIPMENT

PART NO.	MERCEDES ACTROS CHASSIS	ADDITIONAL WEIGHT IN KG
25-149-F0	Utilisation 26,000 kg maximum authorised mass	0
25-020-F0-1	Engine variant 1 6 cylinder, engine capacity 10.7 l, 315 kW (428 hp), torque 2100 Nm	0
25-020-F0-2	Engine variant 2 6 cylinder, engine capacity 12.8 l, 350 kW (476 hp), torque 2300 Nm	158
25-020-F0-3	Engine variant 3 6 cylinder, engine capacity 12.8 l, 390 kW (530 hp), torque 2600 Nm	221
25-131-F0-2	Trailer coupling can be removed with 3,000 kg trailer load (22,000 maximum authorised mass)	33
25-050-F0	Wide tyres for front axle 385 / 55R22.5	4
25-141-F0-2	11.5 x 22.5" light alloy wheels, "Alcoa Dura bright" with standard tyres (quantity 8)	-80
25-142-F0-2	Stainless-steel wheel stud cover ring and hub trim, high-gloss polished (only in combination with light alloy wheels)	7
25-052-F0-1	Tyre pressure monitoring system	3
25-042-F0-1	Radar-controlled adaptive cruise control	10
25-042-F0-2	Swaying control assistant	10
25-021-F0	Secondary oil retarder	42
25-163-F0	4-way wide-range spotlight on the driver's cab roof (1200/1205 GST only)	15
25-160-F0-1	Driver's and passenger's seat with climate control	20
25-321-F0	Smartphone charging tray for wireless charging with induction	2
25-014-F0-1	Diesel tank for 500 l	125
25-910-F0	Commitment fee including filled series fuel tank and Adblue tank	0

SPECIAL EQUIPMENT BODY

PART NO.	BODY	ADDITIONAL WEIGHT IN KG
25-232-F0-1	2 x 4 m roof awning integrated into the roof profile, electric (1200/1205 GST)	84
25-232-F0-2	2 x 4.5 m roof awning integrated into the roof profile, electric (1200/1205 GSI)	95
25-483-F0	Garage version with platform	250
25-535-F0	LED roof lighting: - Driver's and passenger's side can be switched and dimmed separately. Switching function on the door and dashboard - Rear, switching function on dashboard Alternative switching functions possible using a smartphone.	3
25-216-F0	Mirror Cam Rear view mirror camera system with front mirror camera and kerb camera as well as 3 colour displays (2 x colour displays on the right A-pillar and 1 x colour display on the left A-pillar) (for I models only)	0
25-481-F0-1	Extendible bicycle rack on the left relative to the direction of travel	20
25-481-F0-2	Extendible bicycle rack on the right relative to the direction of travel	20
25-280-F0-2	Omission of slide-out	-200
25-211-F0-1	"Diamond Glance" body door with real glass exterior, soft close and open function as well as keyless entry system. Coming-home and leaving-home outside lighting	20
25-271-F0	Bus flap with high storage compartment and washing machine fittings next to the entrance (only 1200 GST and 1205 GST)	80
25-495-FH-3	Washing machine 3 kg (Euronova 1180) in the storage compartment in front of the entrance (only 1200 GST and 1205 GST)	55

STANDARD EQUIPMENT

LINER

CENTURION

SPECIAL EQUIPMENT BODY

PART NO.	LIVING ROOM / BEDROOM	ADDITIONAL WEIGHT IN KG
25-260-F0-1	Pull-down bed (for I models only) Electrically-actuated pull-down bed in driver's cabin. Mattress size 2000 x 1350 mm, cold-foam mattress H = 120 mm and spring base	53
25-260-F0-2	Pull-down bed (for T models only) (with driver's cab roof reinforcement) Electrically-actuated pull-down bed in driver's cabin, electronic drive with dual motor. Mattress size 1900 x 1400 mm, cold-foam mattress H = 120 mm. Spring base with glass fibre profiled rods and Carawinx spring system	65
25-711-F0-1	Medicool multi-zone cold-foam mattress with shoulder comfort through visco-foam insert. Very high resting comfort through point elasticity in cube cut. Moisture- and temperature-regulating cover fabric	0
25-711-F0-2	Fitted sheet set, precise fit	1
25-722-F0	Electric blinds in living room	19
25-680-F0-2	Havana lounge on the driver's side with two electrically-adjustable relaxing armchairs without footrest	0
25-680-F0-4	Lounge on the passenger's side with two mechanically-adjustable comfort armchairs without footrest (only in combination with part No. 25-680-F0-2)	0
25-681-FH-1	Air suspension bar seat, with seat heating and 3-point seat belt (5-passenger approval for 1200/1205 GST)	11
25-688-F0-2	Side couch with seatbelt fold-down spot	0

SPECIAL EQUIPMENT BODY

PART NO.	KITCHEN	ADDITIONAL WEIGHT IN KG
25-622-F0	Küppersbusch induction hob instead of a ceramic gas hob	0
25-630-F0	177 l refrigerator / microwave combination instead of standard refrigerator combination	0
25-630-F0-1	174 l compressor refrigerator and stainless steel microwave with grill function, 17 l cooking area instead of standard refrigerator combination	28
25-630-F0-2	182 l domestic refrigerator 44 l of which is for the freezer compartment and Küppersbusch oven instead of standard refrigerator combination (only in combination with article number 25-511-F0-4)	20
25-631-F0	Stainless steel microwave with grill function next to the refrigerator, 230 V operation via external connection, 26 l cooking area	22
25-632-F0	Dishwasher next to refrigerator	25
ELECTRONICS		
25-511-F0-2	Lithium L electronic power package 1 x 24 V additional lithium battery (total of 2 batteries, 460 Ah) rated output, 100 A charging/inverter combination, from 24 V to 230 V, 7000 W peak and 3500 W continuous power with mains power compensator	55
25-511-F0-3	Lithium XL electronic power package 2 x 24 V additional lithium battery (total of 3 batteries, 690 Ah) rated output, 100 A charging/inverter combination, from 24 V to 230 V, 7000 W peak and 3500 W continuous power with mains power compensator	110
25-511-F0-4	Lithium XXL electronic power package 3 x 24 V additional lithium battery (total of 4 batteries, 920 Ah) rated output, 100 A charging/inverter combination, from 24 V to 230 V, 7000 W peak and 3500 W continuous output with mains power compensator	165
25-581-F0-1	Alarm system with surveillance of garage door and living room door	3
25-561-F0	Birdview, 4-camera 360° panoramic vision system (image displayed on additional 10" monitor) instead of double reverse camera	4
25-570-F0	Solar panel system with approx. 560 W maximum power (charge controller with MPP technology)	40
25-150-F0-1	2700 W gas generator, permanently installed	50
25-150-F0-2	8000 W Panda diesel generator, sound insulated with oxide catalytic converter including switch-on in the event of battery undervoltage	100
25-525-F0	Juice Booster 2 charging kit "Master Traveller" for electric vehicles incl. 9 adapters	11
25-521-F0-1	2 x 230 V sockets and floor inlet into the rear garage	1

STANDARD EQUIPMENT

LINER

CENTURION

SPECIAL EQUIPMENT BODY

PART NO.	TV / RADIO / PHONE	ADDITIONAL WEIGHT IN KG
25-550-F0-1	<p>Satellite TV system with 40" Full HD LED Smart TV in right media cabinet, can be electrically extended</p> <p>Satellite TV system with 85 cm mirror, fully automatic alignment, multiple-subscriber configuration by means of TWIN-LNB, connection for second receiver with 12 V and antenna socket in bedroom, audio supplied via radio system (total vehicle height plus approx. 100 mm)</p>	38
25-551-F0	DVB-T2 exterior antenna for receiving terrestrial television (for 2 TV devices)	2
25-552-F0	Full HD 32" LED Smart TV for rear sleeping compartment with integrated TV tuner	15
25-557-F0	5G WLAN router for amplifying external WLAN signals and Internet TV streaming	1
25-556-F0-1	<p>High-end sound system calibrated for vehicle acoustics and for the specific vehicle. Consisting of:</p> <ul style="list-style-type: none"> - 3-way "driver's cab" sound system (2 x soft dome tweeters, 2 x midrange drivers, 2 x low midrange drivers) - 2-way living room system (2x soft dome tweeters, 2 x midrange drivers) - Performance rear system - Bass reflex subwoofer - High-power, 7-channel DSP amplifier 	25
25-556-F0-2	<p>High-end, 3-way TV sound system in rear sleeping compartment (2 x soft dome tweeters, 2 x midrange drivers, 2 x low midrange drivers, digital 5-channel DSP amplifier and digital sound processor for sound optimisation, LED flat screen)</p>	20
25-521-F0	<p>Socket combination, 230 V / 12 V / antenna / in double floor with floor routing, position: In external storage compartment, right side in the direction of travel (for optional external TV connection) (sat output)</p>	1

SPECIAL EQUIPMENT BODY

PART NO.	WATER / GAS / HEATING / BATHROOM	ADDITIONAL WEIGHT IN KG
25-424-F0	External shower in the garage (driver's side)	2
25-435-F0	Container for septic/wastewater drain hose in chassis	8
25-617-F0	SOG comfort toilet ventilation with activated carbon filter for fixed tank (extraction at toilet bowl)	1
25-153-F0-1	Scheer diesel heating system instead of Alde hot-water gas central heating	100
25-582-F0	Gas alarm for monitoring the living room (carbon monoxide, propane, butane, paralysing gas, KO gas)	2
25-575-F0-1	2400 W roof air conditioning with 1700 W heating element (living room) (total vehicle height plus 130 mm) (living room integrated in roof ventilation concept)	34
25-575-F0-2	2400 W roof air conditioning with 1700 W heating element (bedroom) (total vehicle height plus 130 mm) (bedroom integrated in roof ventilation concept)	34
25-575-F0-3	3000 W split air conditioning for the living room	70
25-575-F0-4	3000 W split air conditioning for the bedroom	70
25-528-F0	Electric drain valves for grey and black water tank incl. camera	6
25-428-F0	Water filter system Carawater Filtradoc L	3

UPHOLSTERY FABRIC / LEATHER / CARPET

25-700-F0-1	„Stone beige“ nappa leather upholstery including colour-coordinated Concorde collection	Series	0
25-700-F0-2	„Mango“ nappa leather upholstery including colour-coordinated Concorde collection	Free of charge	0
25-700-F0-3	„Seta“ nappa leather upholstery including colour-coordinated Concorde collection	Free of charge	0
25-730-F0-1	Living room carpet (deep-pile) Flush-fitting and removable. Colour: Creme		10
25-730-F0-2	Living room carpet (deep-pile), 3-piece and removable. Colour: Creme		6

Of course, you can choose your nappa leather colour from many more than 100 colours.

We request that you ask us for alternative leather colours.

Concorde uses only the highest-quality fabrics and leather with a special dirt-repellent coating.

The mass in running order contains: The dry weight of the standard equipment including the driver (75 kg), filled standard fuel tank, filled fresh water tank, filled gas tank, vehicle tool kit. The empty weight and dimensions can change if special equipment and accessories are installed. All dimension and weight specifications correspond to the state of knowledge at the time of printing. Deviations of +/- 5% are possible and permissible.

STANDARD EQUIPMENT

LINER

CENTURION



Concorde

REISEMOBILE AUS LEIDENSCHAFT



Concorde Reisemobile GmbH
Concorde-Straße 2-4 · D-96132 Schlüsselfeld-Aschbach (Germany)
Phone +49 (0) 9555 9225-0 · Fax +49 (0) 9555 9225-44
Internet: www.concorde.eu · E-mail: info@concorde.eu

Technical modifications reserved provided that the overall product quality remains the same or is improved and the intended purpose is not impaired. On publication of this technical information, all previous are rendered invalid. Subject to change without notice, errors excepted.

EN_Centurion_Version: 08/2024